جدول سروی ساینهای غیر تی دی اف(AFTEL)

شماره	معلومات ابتدایه ضروری هنگام سروی	درج معلومات به اساس سروی از ساحه
1	(آی دی سایت) Site ID	NMZ015
2	کاندید شماره	1
3	GPS coordinates	32.16021 63.41272
4	نام ساحه ومنطقه	عظیمی روغتون شا
5	نام ولسوالی و ولایت مربوطه	نیمروز، دلارام
6	(نام ساحاتی که قرار است تحت پوشش سایت بیایند)	شهرای کندهار - هرات
7	مالیکت زمین(شخصی یا دولتی)	شخصی
8	مالک جایداد/خانه قابل دسترس است	بلی
9	شماره تماس مالک یا سکنه جایداد	احمدشاه 0702986350/0799534245
10	شخصی/کرایی	شخصی
11	مالک جایداد با نصب سایت و شرایط افغان تیلی کام راضی است	بلی
12	موافقه ابتدایی ساحوی با مالک جایداد صورت گرفت؟	بلی
13	نوعیت سایت (سریام یا روی مین)	روی زمین
14	چگونگی ساحه (شهری، روستایی، دوردست)یا VIP	شهری
15	سرک که واسطه نقلیه تردد بتواند دارد	بلی
16	آیا به سرک جهت تردد واسطه ضرورت است	نه خیر
17	چه مقدار سرک تردد واسطه ضرورت است(به متر)	
18	درصورتیکه کاندید سایت سریام تعمیرات باشد	
19	نوعیت تعمیر (مسکونی/تجارتی)	
20	تعداد منازل	
21	ارتفاع تعمیر	
22	راه رسیدن به بام(زینه بیرونی داخلی)	
23	امکان جابجایی وسایل سریام با افراد وکارگرها است؟	
24	امکان جابجایی وسایل سریام با کرین است؟	
25	ظاهراً تعمیر قابلیت برداشت سیات را دارد؟	
26	نوعیت سریام (رنگ کانکریتی یا گادری)	
27	مساحت موجود سریام (طول وعرض)	
28	تاور مورد نیاز(گاید ماست کیبلی)	
29	ارتفاع تاور مورد نیاز	
30	ارتفاع مجموعی تاور و تعمیر از سطح زمین منزل	
31	درصوتیکه کاندید سروی درحویلی یا زمین جایداد باشد	√

KBL-HRT-Highway

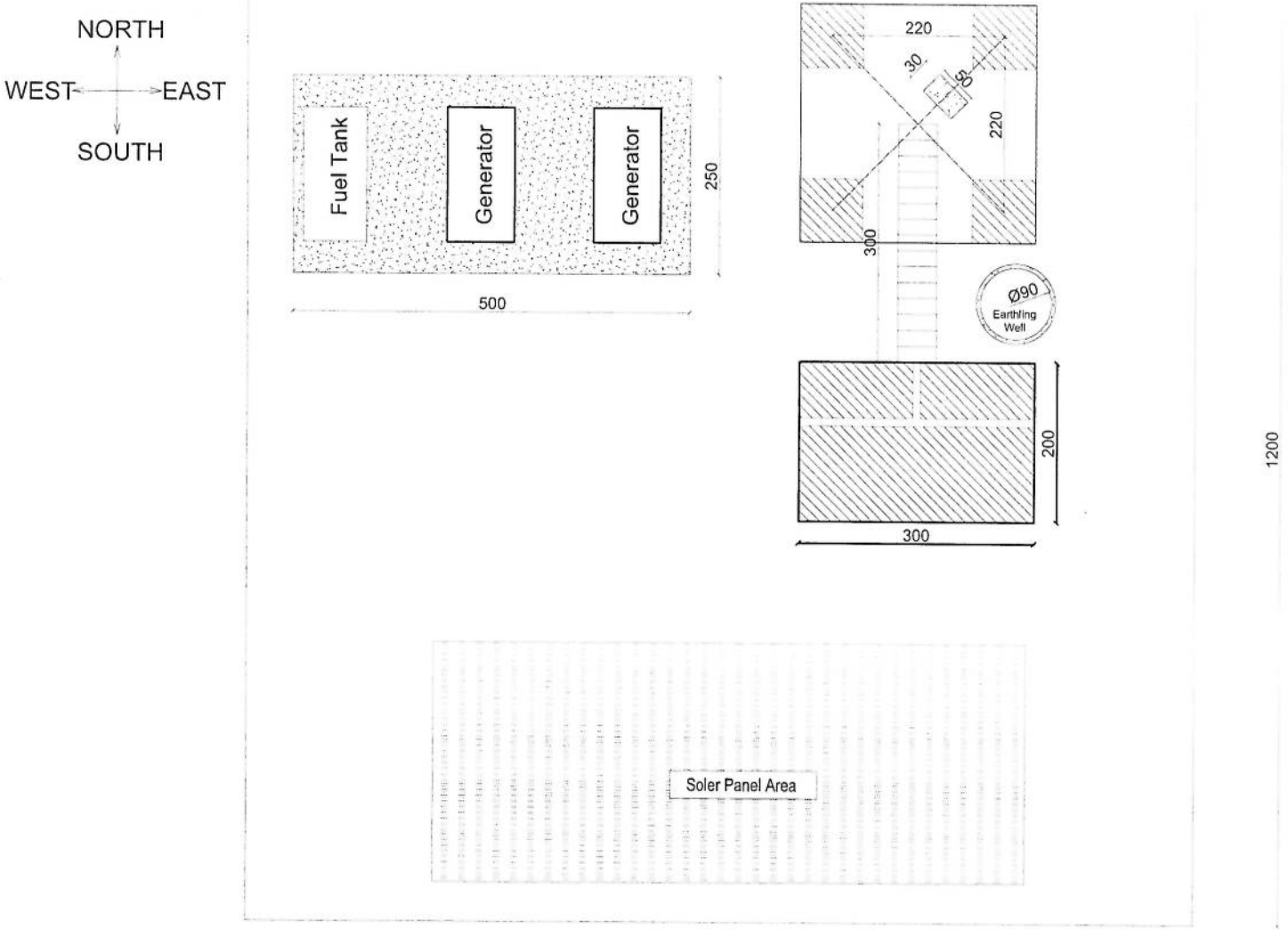

01 SITE PLAN

REF. A101 SCALE: 1:75

REVISION RECORDS

REVISION NO	DATE	DESCRIPTION

LEGEND

PROJECT TITLE / NO.

GSM SITES

DRAWING TITLE:

SITE PLAN WITH FENCE WALL

DRAWN BY:

CIVIL TEAM

CHECKED BY:

APPROVED BY:

SCALE:

1:75

ACTUAL DATE:

24 /03/ 2025

ISSUE DATE:

DRG.NO: 01

OWNER:

AFGHAN TELECOM

Salaam Telecommunication Company

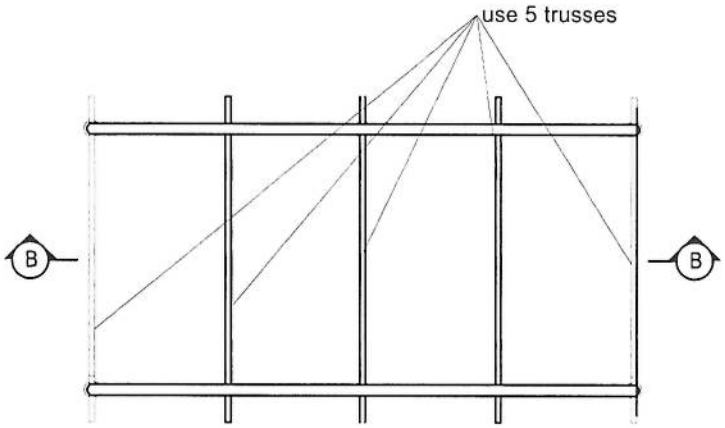

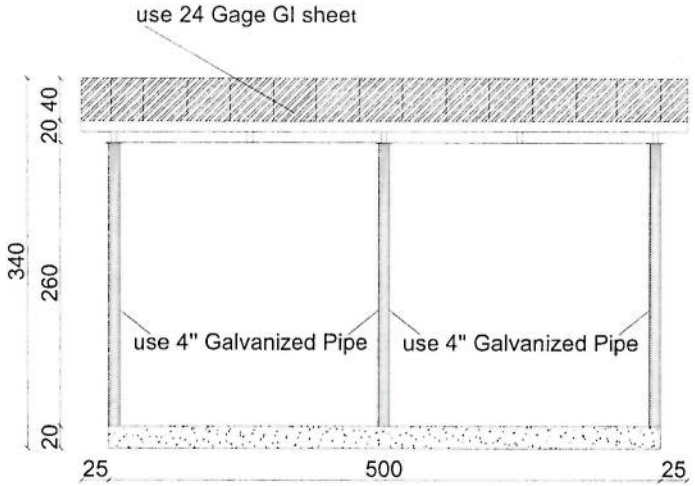

Section B-B

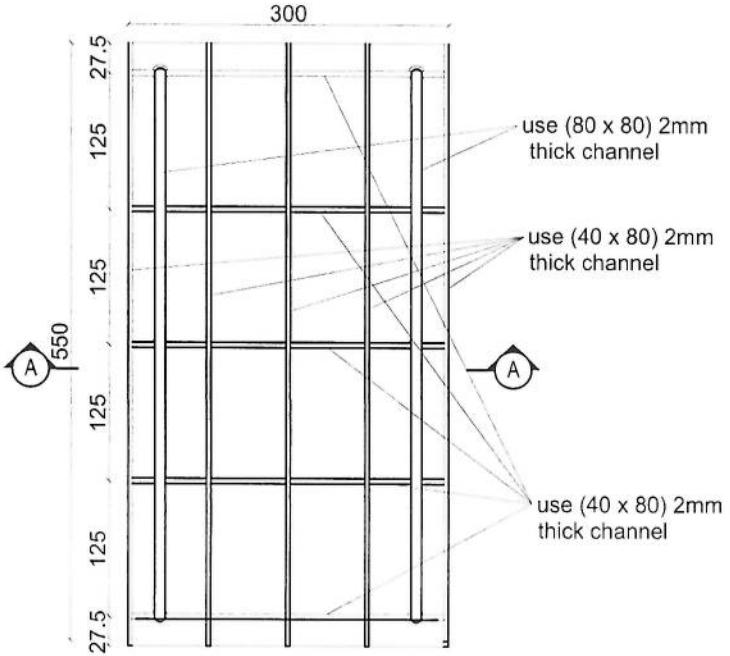

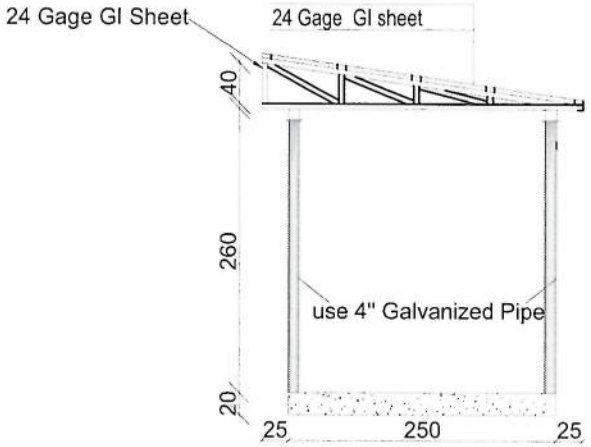

Section AA

02 | SUN SHELTER FOR GENERATOR

REF. A102 SCALE: 1:75

REVISION RECORDS

REVISION NO	DATE	DESCRIPTION

LEGEND:

CRASHED ROCK

RCC

PROJECT TITLE / NO:

GSM SITES

DRAWING TITLE:

SUN SHELTER FOR GENERATOR

DRAWN BY:

CIVIL TEAM

CHECKED BY:

APPROVED BY:

SCALE:

1:75

ACTUAL DATE:

13/04/2025

DRG NO: 02

ISSUE DATE:

OWNER:

AFGHAN TELECOM

Salaam Telecomunication Company

Notes:

1. The foundation is adopts reinforced concrete, the concrete is C20; (C20:compressive strength is 20N/mm2); the foundation lays on a 10cm thick crush stone pad;
2. Ø12: mild steel,rebars strength 210N/mm2
3. minimum concrete cover for rebar is 3.5cm,
4. All units are in cm
5. All edges of the Slab should be curve

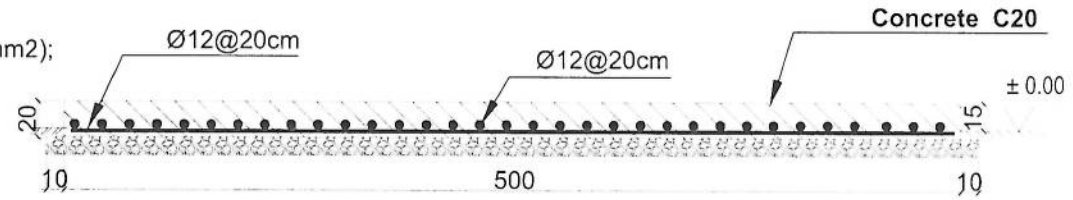

1-1 section

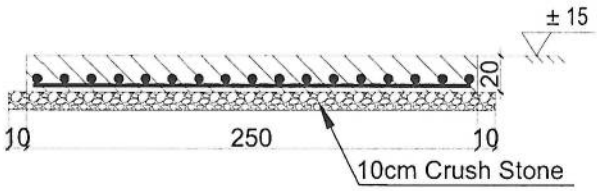

2-2 section

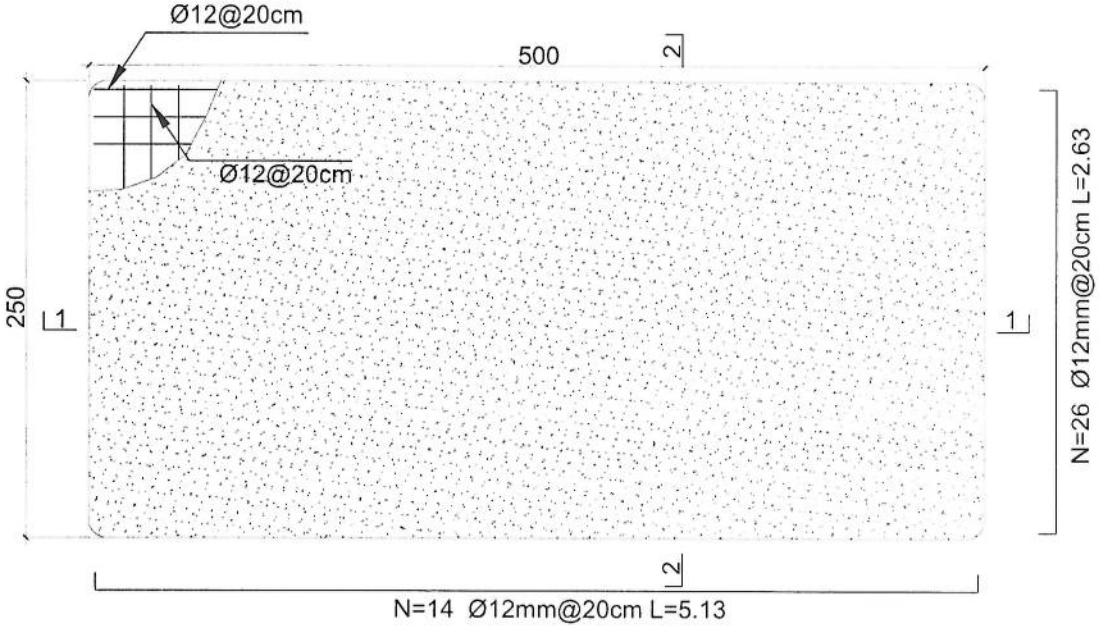

Generator Foundation

03 GENERATOR FOUNDATION
REF. A101 SCALE: 1:25

REVISION RECORDS

REVISION NO	DATE	DESCRIPTION

LEGEND:

PROJECT TITLE / NO:
GSM SITES

DRAWING TITLE:
GENERATOR FOUNDATION

DRAWN BY:
CIVIL TEAM

CHECKED BY:

APPROVED BY:

SCALE:
1:25

ACTUAL DATE:
13/04/2025

ISSUE DATE:

DRG NO: 01

OWNER:
AFGHAN TELECOM

Salaam Telecomunication Company
KABUL AFGHANISTAN

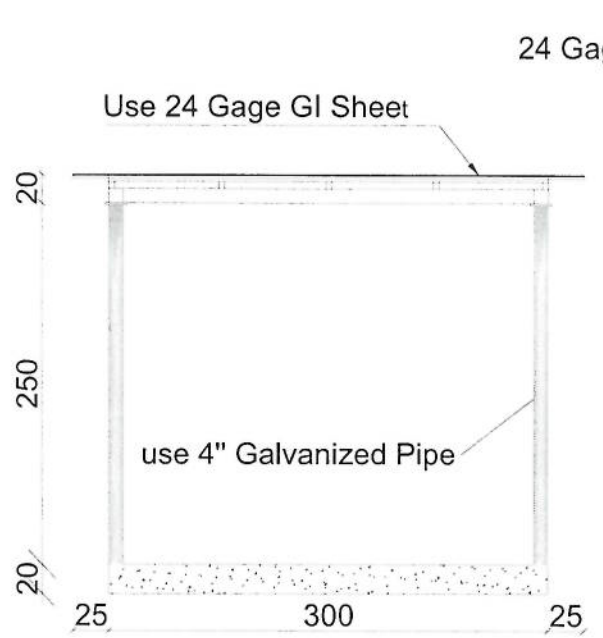

Section BB

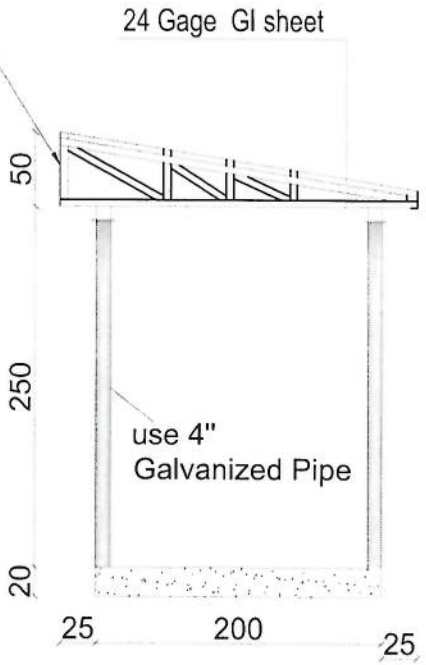

Section AA

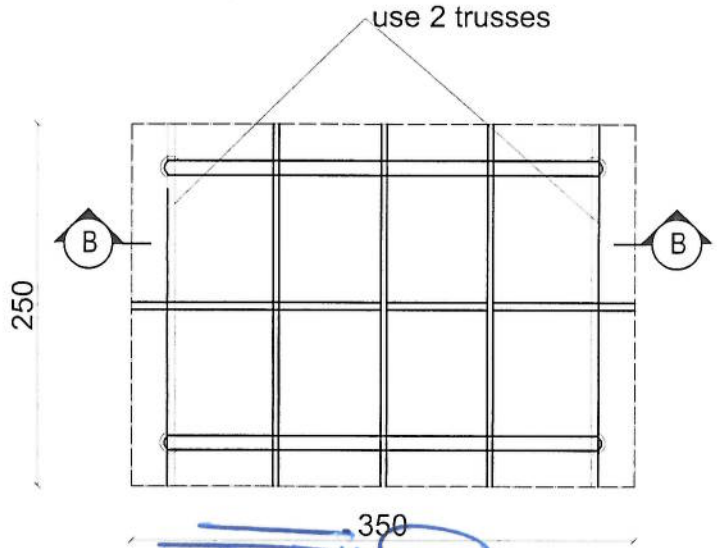

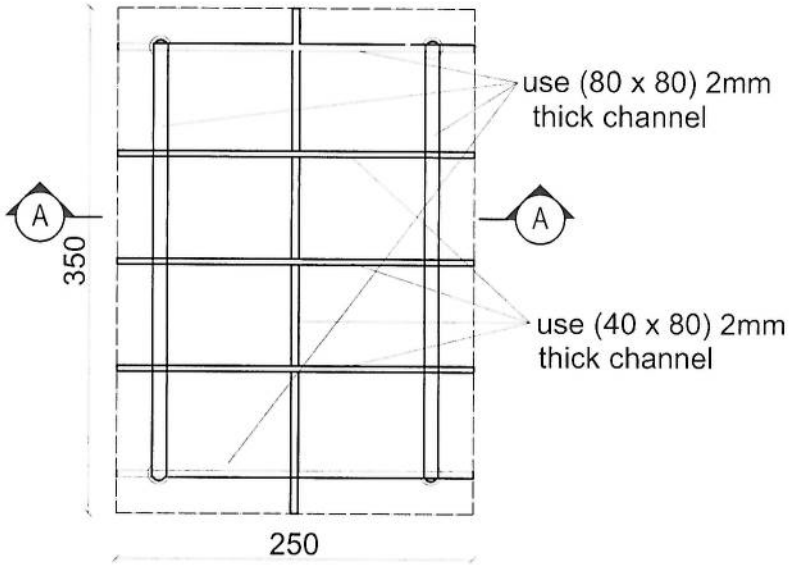

04 SUN SHELTER FOR ZTE BTS

REF. A104 SCALE: 1:50

REVISION RECORDS

REVISION NO	DATE	DESCRIPTION

LEGEND

PROJECT TITLE / NO

GSM SITES

DRAWING TITLE

SUN SHELTER FOR ZTE BTS

BTS

DRAWN BY:

CIVIL TEAM

CHECKED BY:

APPROVED BY:

SCALE:

1:50

ACTUAL DATE:

13/04/2025

ISSUE DATE:

DRG.NO: 04

OWNER:

AFGHAN TELECOM

Salaam Telecomunication Company

KABUL AFGHANISTAN

جدول سروی سایتهای غیر تی دی اف(AFTEL)

32	نوعیت ساحه (ساحه باز یا ساحه محاط)	باز
33	مساحت موجود (طول وعرض)	12*12
34	مساحت مورد نیاز سایت(طول عرض)	12*12
35	نوعیت احاطه درصورت ضرورت	لازم نیست
36	محل بودباش گارد درصورت ضرورت	لازم نیست
37	تاور(کیبلی روی زمین یا سلف سپورت)	سلف سپورت
38	ارتفاع تاورمورد نیاز	متر ۴۰/۳۰
39	امکانات وصل ترانسمیشن سایت(TX type)	بلی
40	سایه بان وسلب برای وسایل مخابراتی (BTS and all racks)	لازم است
41	سایه بان وسلب مورد نیاز جنراتور وتانکر	لازم است
42	امکانات نصب سولر است؟	بلی
43	ساحه کافی برای سول موجود است؟	بلی
44	برق شهری درساحه وجود دارد؟	نخیر
45	فاصله برج برق از ساحه سایت	
46	تیم سروی	کندهار
47	نام	بشیراحمد ابراهیمی
48	دیپارتمنت	RF
49	شماره	749998645
50	سکیچ ساحه سایت (ترتیب وضع ریور سروی شود)	
51	عکسهای پانارومیک از ساحه گرفته شود	
52	خط دید وصل مایکروویف با تیم ازساحه باید چک وتایید شود	
53	خدمات سلام درساحه موجود است؟	
54	کیفیت خدمات سلام در ساحه	
55	نظریات:	نوموری ساحه د کابل تیم له لوری هم مخکی سروی سوی ده

Notes:

1. The foundation is adopts reinforced concrete,
the concrete is M20; (M20:compressive strength is 20N/mm2);
the foundation lays on a 10cm thick crush stone pad;
2. Ø12: mild steel,rebars strength 210N/mm2
3. minimum concrete cover for rebar is 3.5cm,
4. All units are in cm
5.All edges of the Slab should be curve

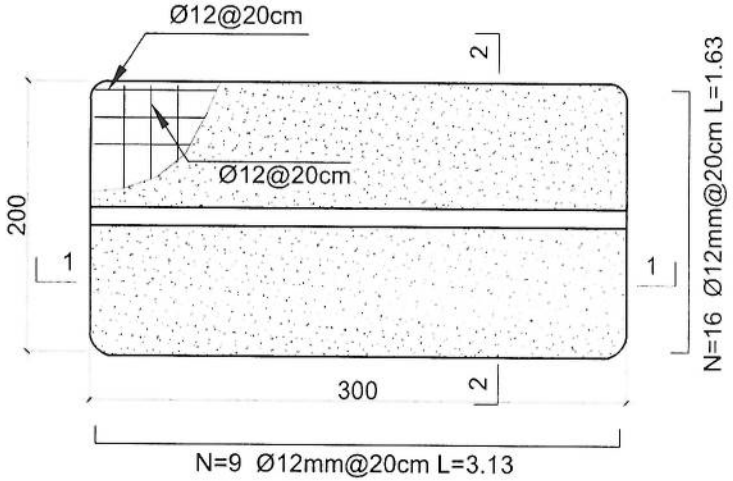

Outdoor BTS Foundation

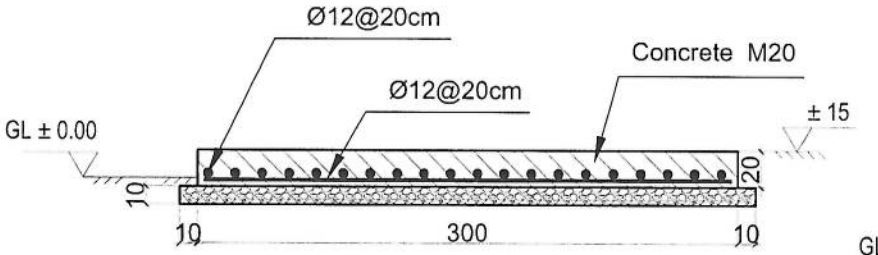

1-1 section

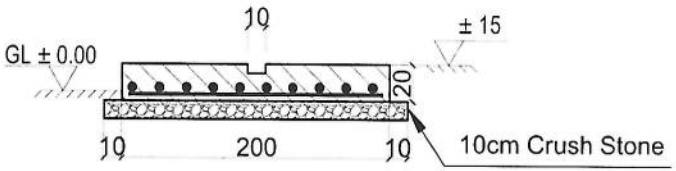

2-2 section

05	ZTE OUTDOOR BTS FOUNDATION		
	REF. A103	SCALE: 1:25	

REVISION RECORDS

REVISION NO	DATE	DESCRIPTION

LEGEND:

PROJECT TITLE / NO:

GSM SITES

DRAWING TITLE:

ZTE OUTDOOR BTS FOUNDATION

DRAWN BY:

CIVIL TEAM

CHECKED BY:

APPROVED BY:

SCALE:

1:25

ACTUAL DATE:

13/04/2025

ISSUE DATE:

DRG.NO: 03

OWNER:

AFGHAN TELECOM

Salaam Telecommunication Company

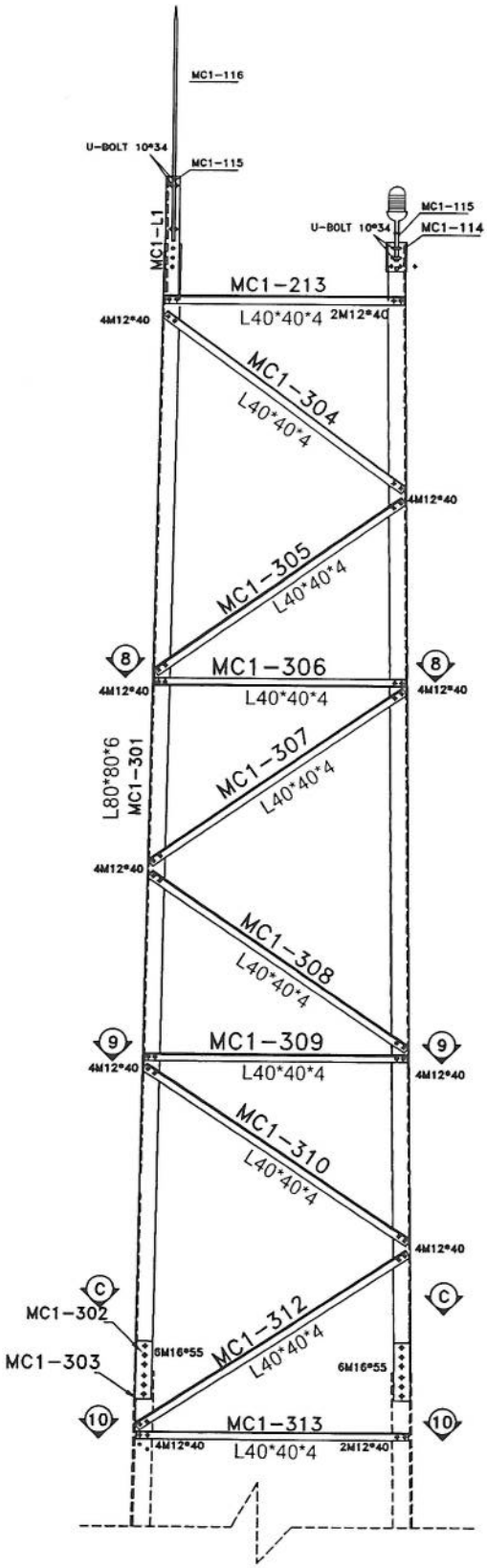

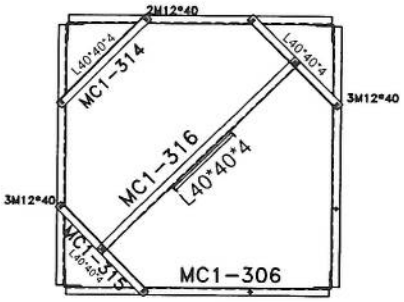

SEC. 8-8

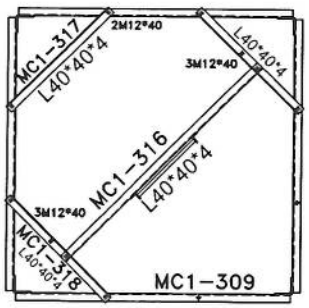

SEC. 9-9

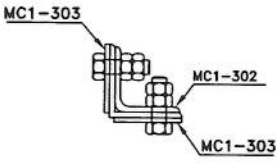

SEC. C-C

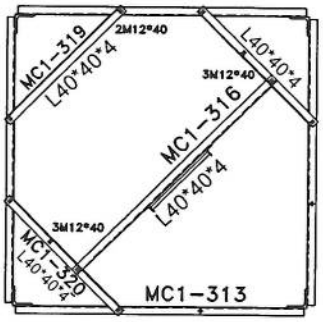

SEC. 10-10

List Of Bolts - PANEL 3	
Specification	Qty
M12*40	168
M16*55	48

Rev.	Design	Drawn	Checked	Approved	Date	Description
02	---		---			-
01	---		---			-
00	---	S.Ghadiri	---	A.Salahshour	10/13/24	-

CLIENT:

Project: AFGHAN TELECOM

Title: NB TOWER 30M
PANEL 1

Tower Type: TOWER NB

Project No.:

Scale: 1/11 | Ref. No. 00 | Sheet No. 5

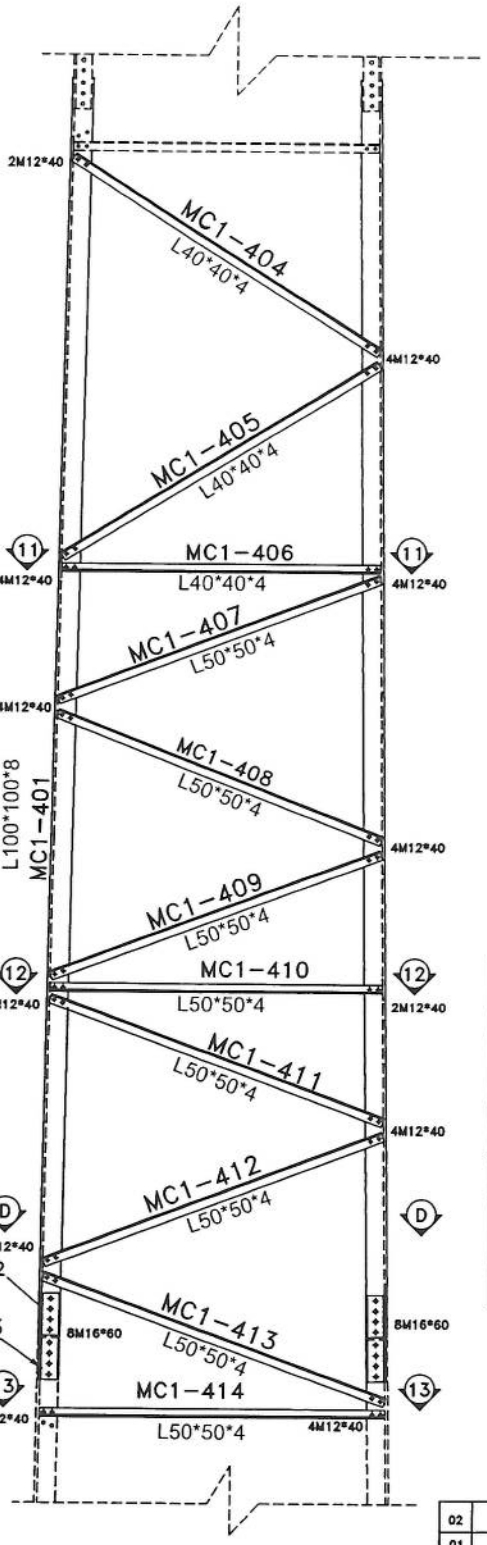

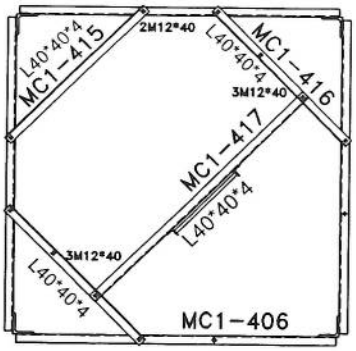

SEC. 11-11

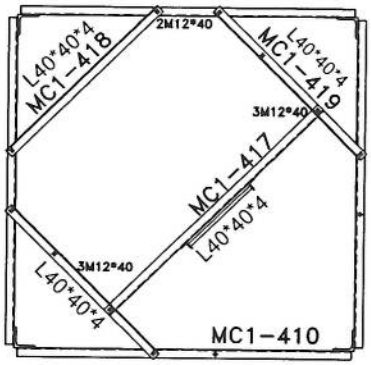

SEC. 12-12

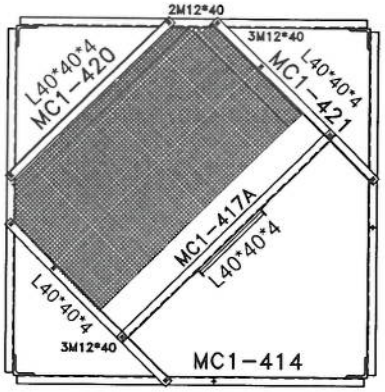

SEC. 13-13

List Of Bolts - PANEL 4	
Specification	Qty
M12*40	200
M16*60	64

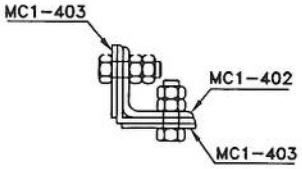

SEC. D-D

Rev.	Design	Drawn	Checked	Approved	Date	Description
02	--		--			-
01	--		--			-
00	--	S.Ghadiri	--	A.Salahshour	10/13/24	-

CLIENT:

Project: AFGHAN TELECOM

Title: NB TOWER 30M PANEL 2

Tower Type: TOWER NB

Project No.:

Scale: 1/11 | Ref. No. 00 | Sheet No. 5

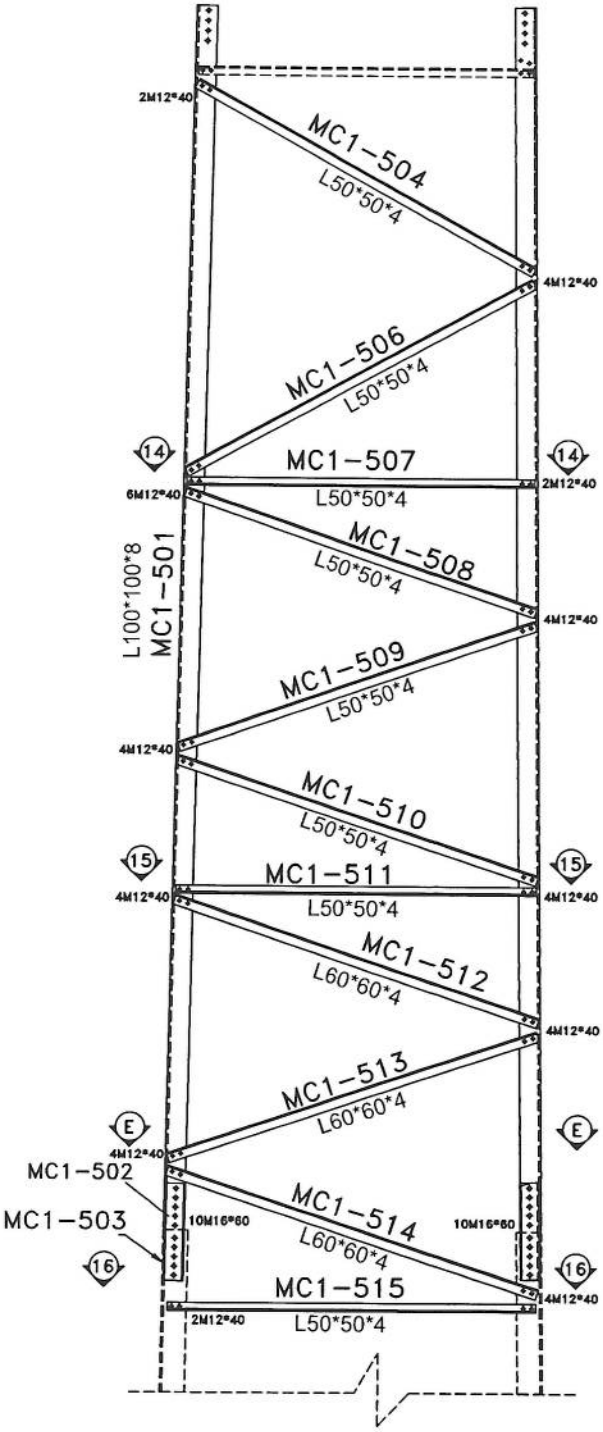

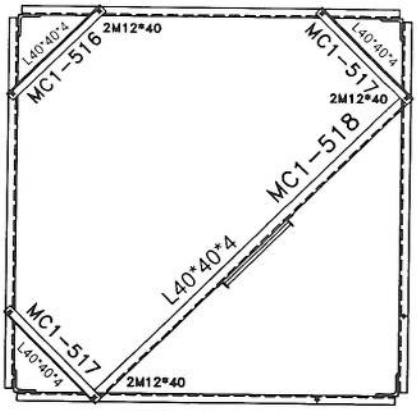

SEC. 14-14

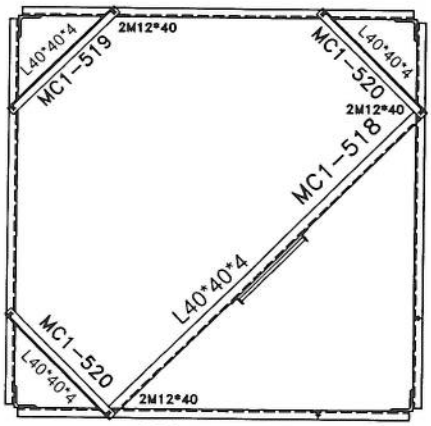

SEC. 15-15

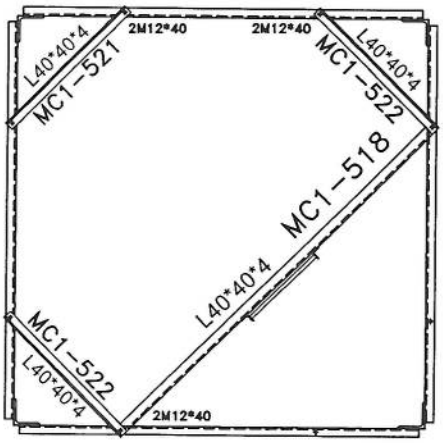

SEC. 16-16

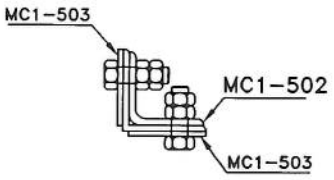

SEC. E-E

List Of Bolts - PANEL 5	
Specification	Qty
M12*40	194
M16*60	80

Rev.	Design	Drawn	Checked	Approved	Date	Description
02	---		---			-
01	---		---			-
00	---	S.Ghadiri	---	A.Salahshour	10/13/24	-

CLIENT:

Project: AFGHAN TELECOM

Title: NB TOWER 30M PANEL 3

Tower Type: TOWER NB

Project No.:

Scale: 1/11 | Ref. No. 00 | Sheet No. 5

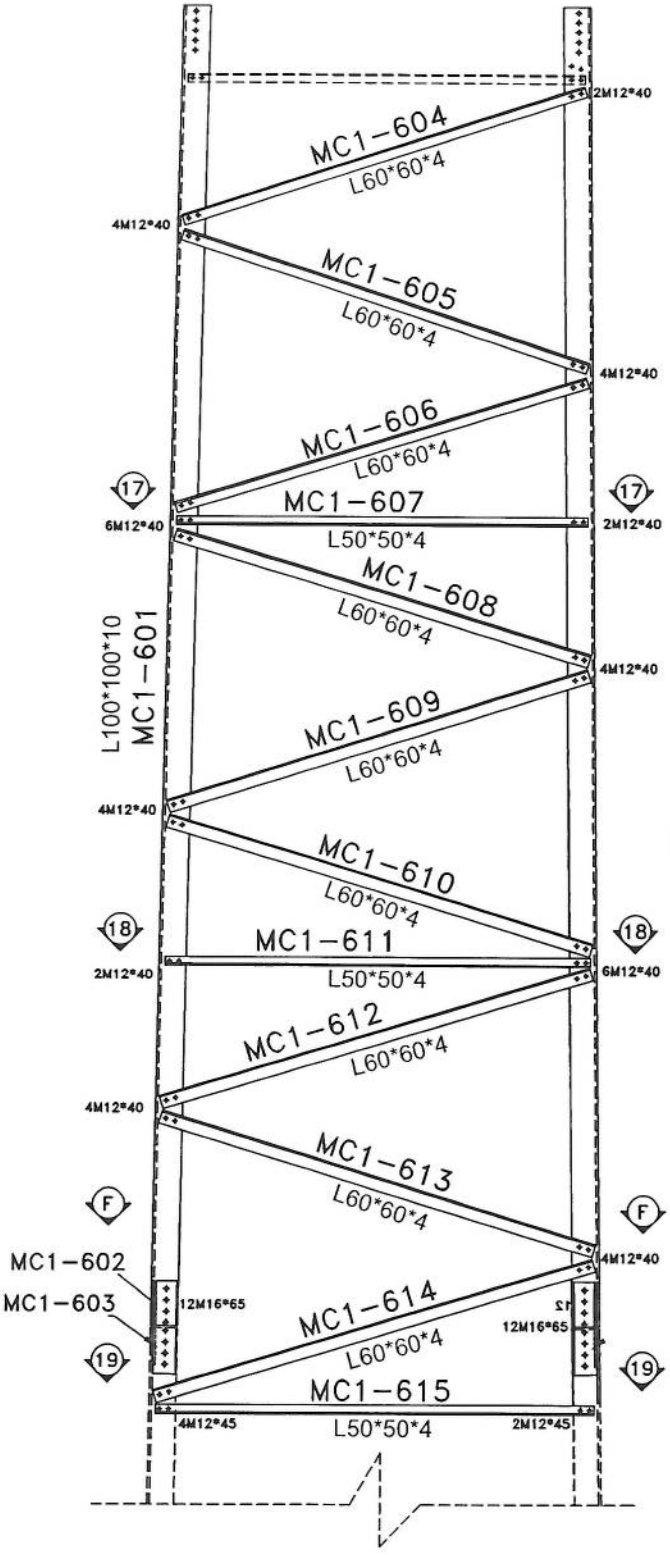

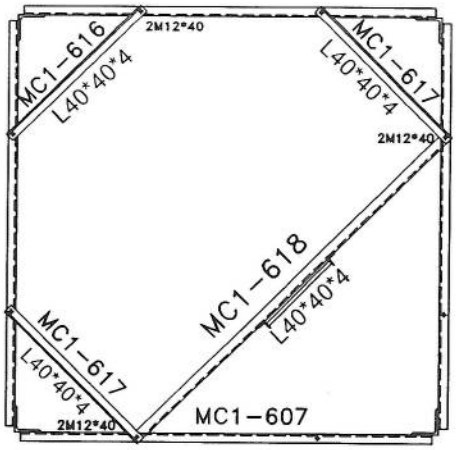

SEC. 17-17

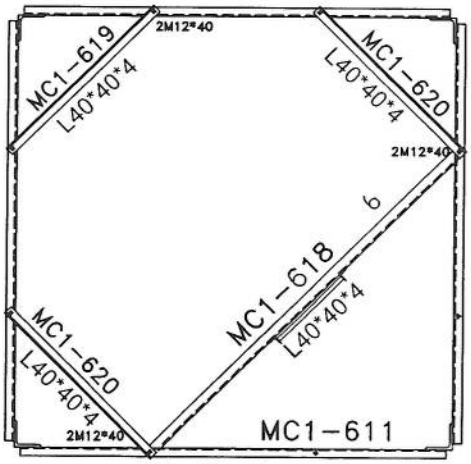

SEC. 18-18

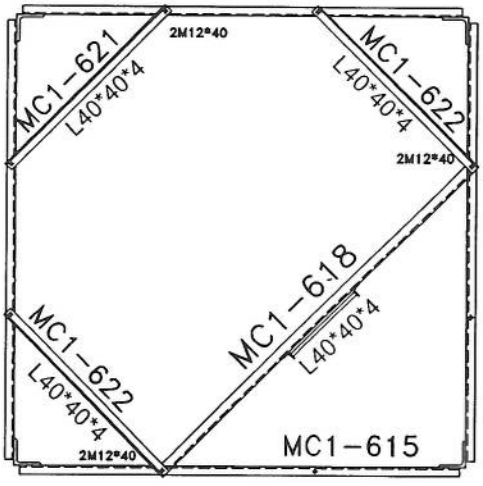

SEC. 19-19

List Of Bolts – PANEL 6	
Specification	Qty
M12*40	186
M12*45	24
M16*65	96

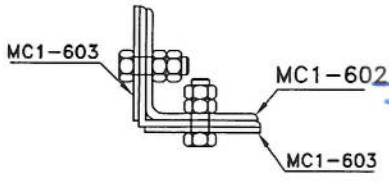

SEC. F-F

Rev.	Design	Drawn	Checked	Approved	Date	Description
02	--		--			-
01	--		--			-
00	--	S.Ghadiri	--	A.Salahshour	10/13/24	-

CLIENT:

Project: AFGHAN TELECOM

Title: NB TOWER 30M PANEL 4

Tower Type: TOWER NB

Project No.:

Scale: 1/11 | Ref. No. 00 | Sheet No. 5

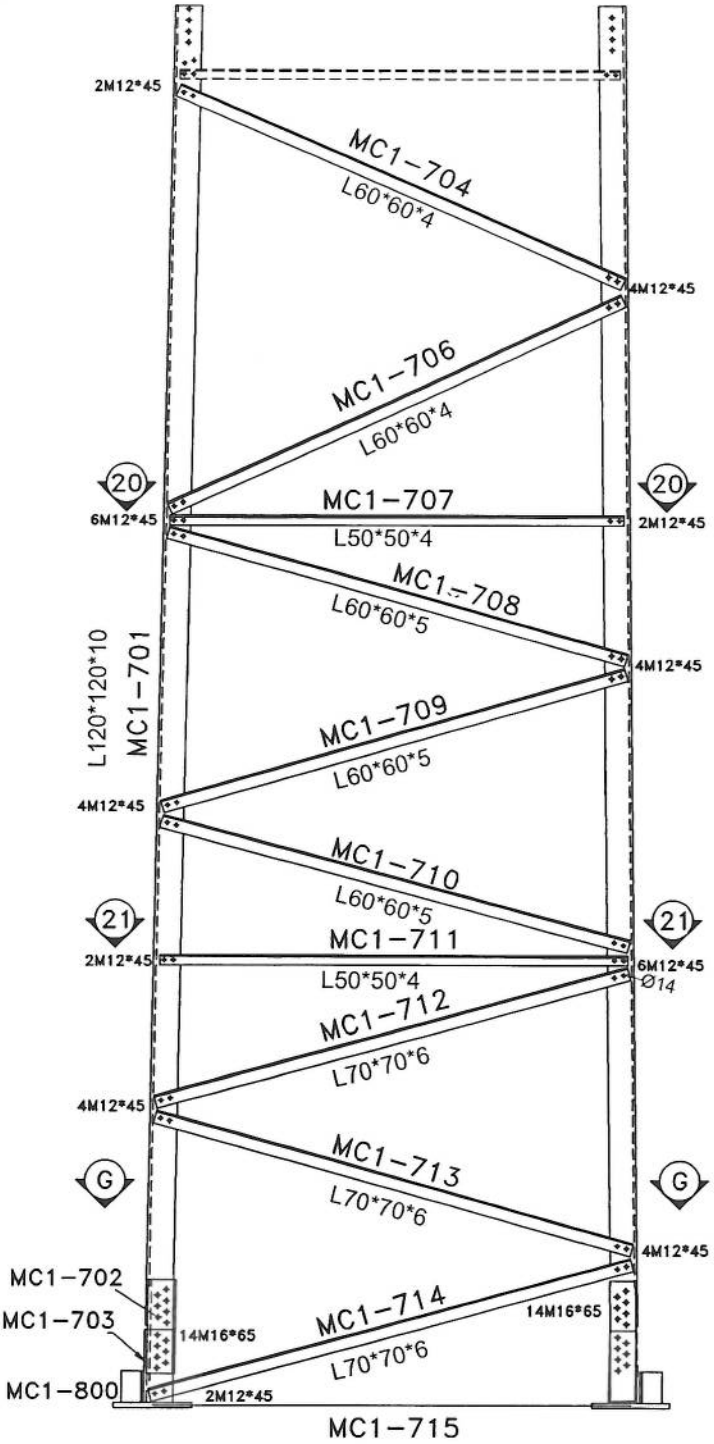

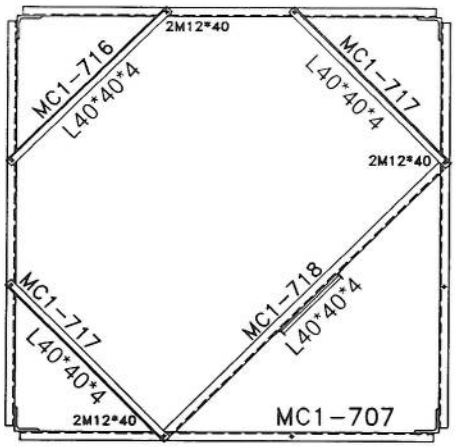

SEC. 20-20

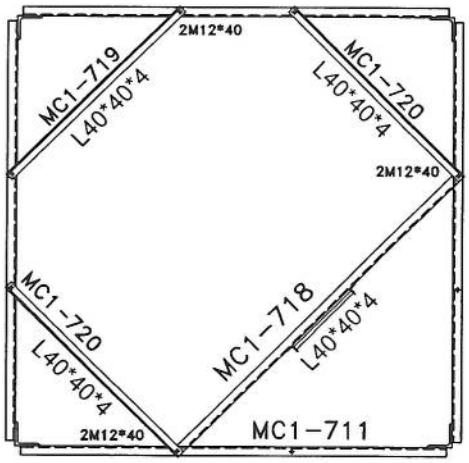

SEC. 21-21

List Of Bolts - PANEL 7	
Specification	Qty
M12*40	18
M12*45	176
M16*65	112

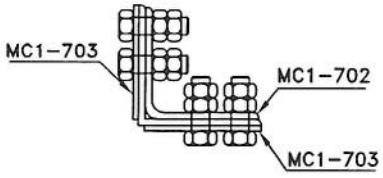

SEC. G-G

Rev.	Design	Drawn	Checked	Approved	Date	Description
02	--		--			-
01	--		--			-
00	--	S.Ghadiri	--	A.Salahshour	10/13/24	-

CLIENT:

Project: AFGHAN TELECOM

Title: NB TOWER 30M PANEL 5

Tower Type: TOWER NB			
Project No.:	Scale: 1/11	Ref. No. 00	Sheet No. 5

BILL OF MATERIAL MW			
ASSEMBLY	POSITION	SIZE	QUANTITY
	MON-D3	PL8	2
ARM-3	MON-D1	L70*70*6	2
	MON-D2A	PL8	
ARM-2	MON-D4	L70*70*6	2
	MON-D5	PL8	
	MON-D7	PIPE115*1:3	1
BOLT	M16*300	-	8
UBOLT	M12*130	-	4

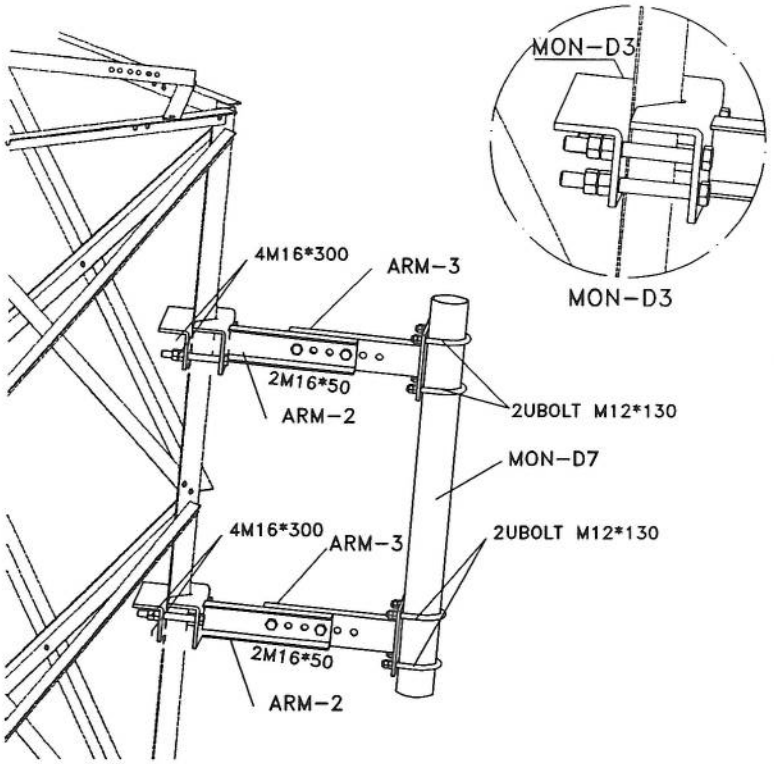

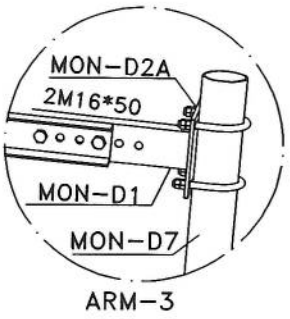

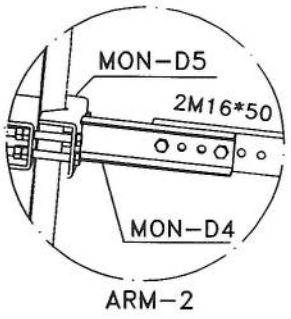

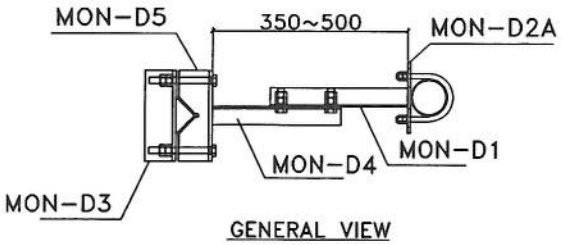

GENERAL VIEW

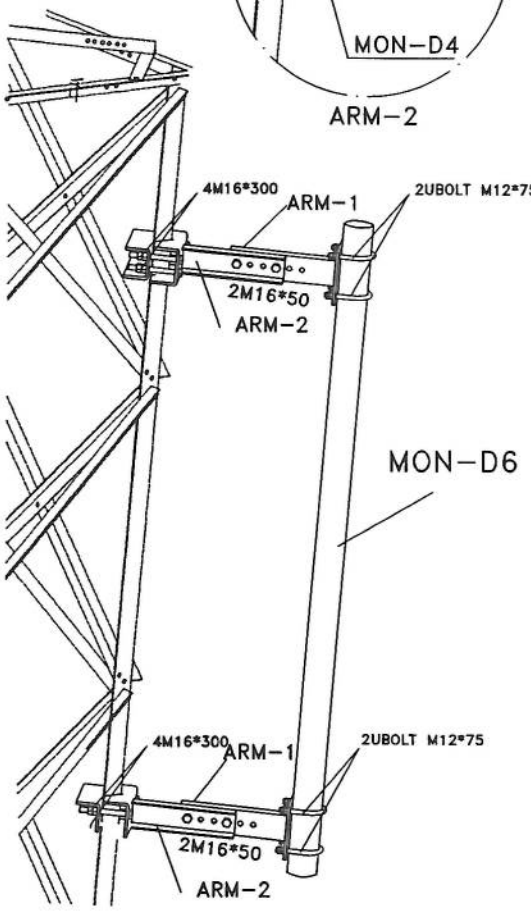

BILL OF MATERIAL GSM			
ASSEMBLY	POSITION	SIZE	QUANTITY
	MON-D3	PL8	2
ARM-1	MON-D1	L70*70*6	2
	MON-D2	PL8	
ARM-2	MON-D4	L70*70*6	2
	MON-D5	PL8	
	MON-D6	PIPE60*1:3	1
BOLT	M16*300	-	8
UBOLT	M12*130	-	4

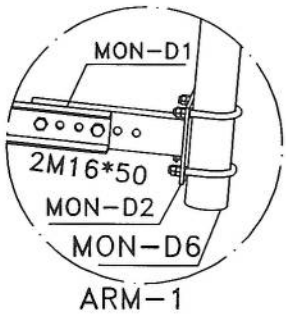

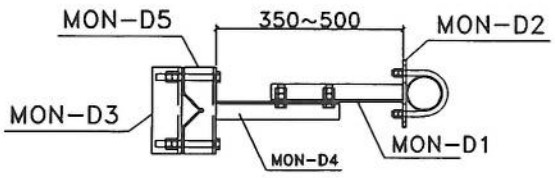

GENERAL VIEW

Rev.	Design	Drawn	Checked	Approved	Date	Description
02	--		--			-
01	--		--			-
00	--	S.Ghadiri	--	A.Salahshour	10/13/24	-

CLIENT:

Project: AFGHAN TELECOM

Title: NB TOWER 30M MOUNTING

Tower Type: TOWER NB

Project No.:

Scale: 1/11 | Ref. No. 00 | Sheet No. 5

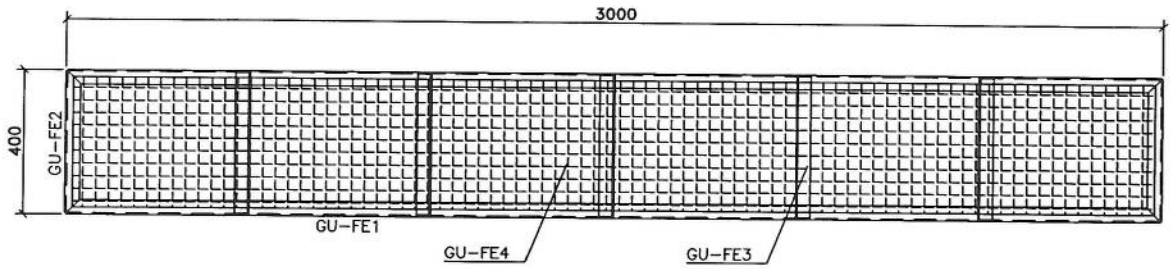

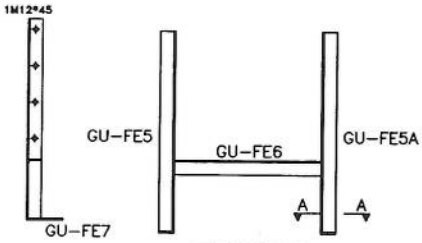

FOOTING

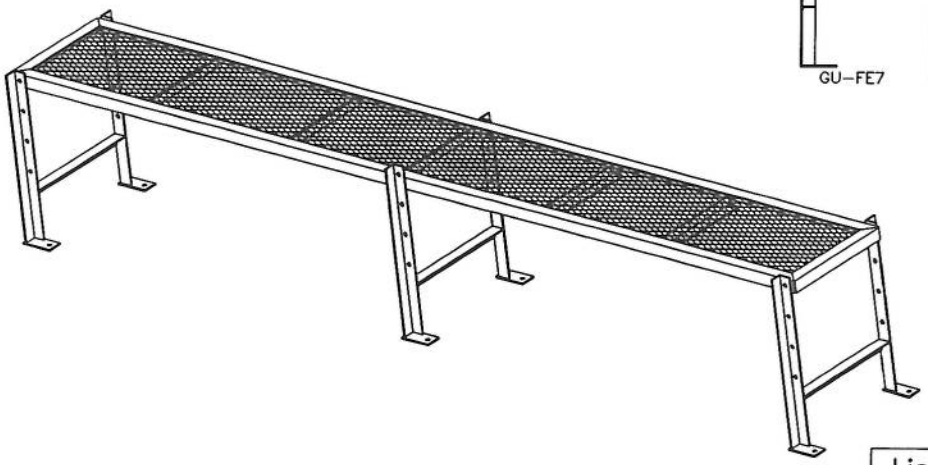

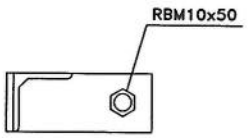

SECTION A-A

List Of Bolts – LADDER	
Specification	Qty
M12*45	6
RBM10x50	6

Rev.	Design	Drawn	Checked	Approved	Date	Description
02	--		--			-
01	--		--			-
00	--	S.Ghadiri	--	A.Salahshour	10/13/24	-

CLIENT:

Project: AFGHAN TELECOM

Title: NB TOWER 30M PLATFORM 3M

Tower Type: TOWER NB

Project No.:

Scale: 1/11 | Ref. No. 00 | Sheet No. 5

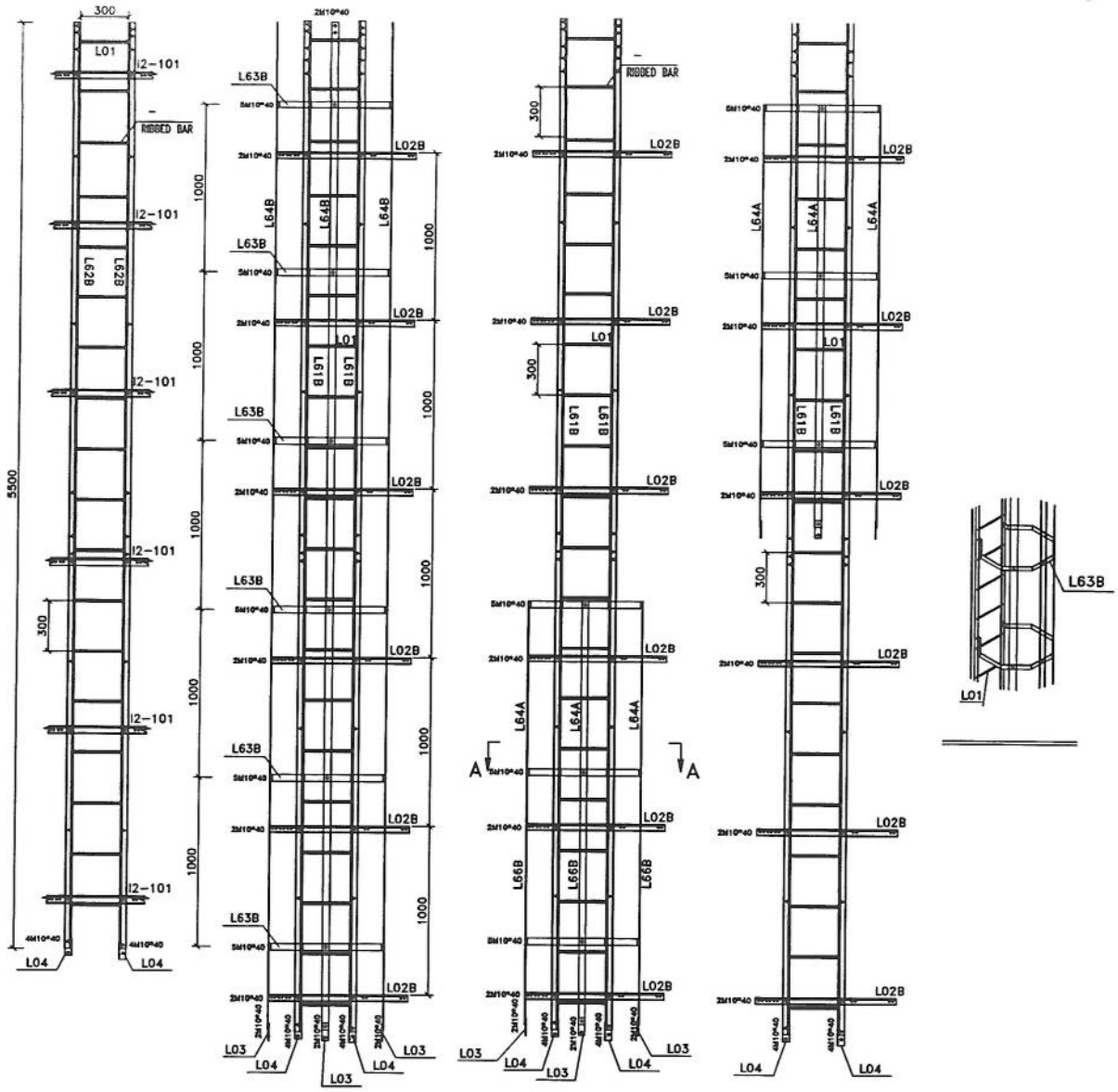

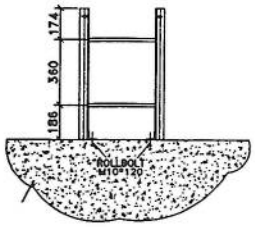

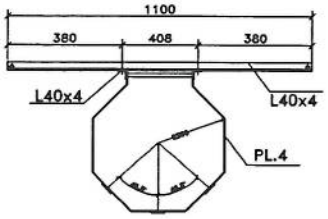

Safty Hoop And Rack Feeder

List Of Bolts – LADDER		
Specification	Qty	Material
J10*90	60	GR5.6
M10*40	134	GR8.8

Rev.	Design	Drawn	Checked	Approved	Date	Description
02	--		--			-
01	--		--			-
00	--	S.Ghadiri	--	A.Salahshour	10/13/24	-

CLIENT:

Project: AFGHAN TELECOM

Title: NB TOWER 30M LADDER

Tower Type: TOWER NB

Project No.:

Scale: 1/11 | Ref. No. 00 | Sheet No. 5

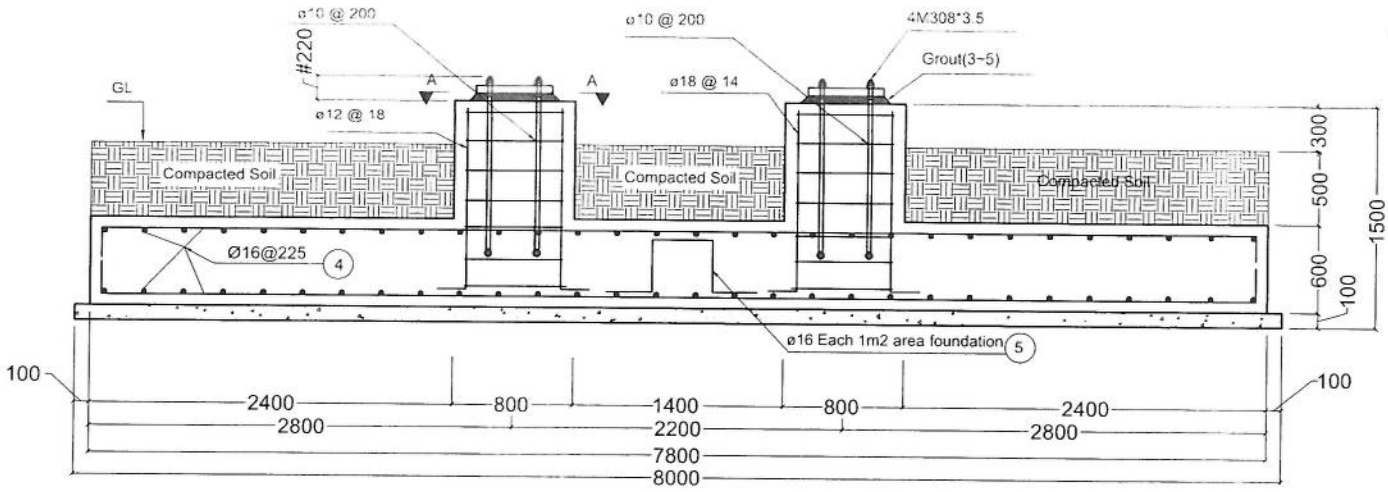

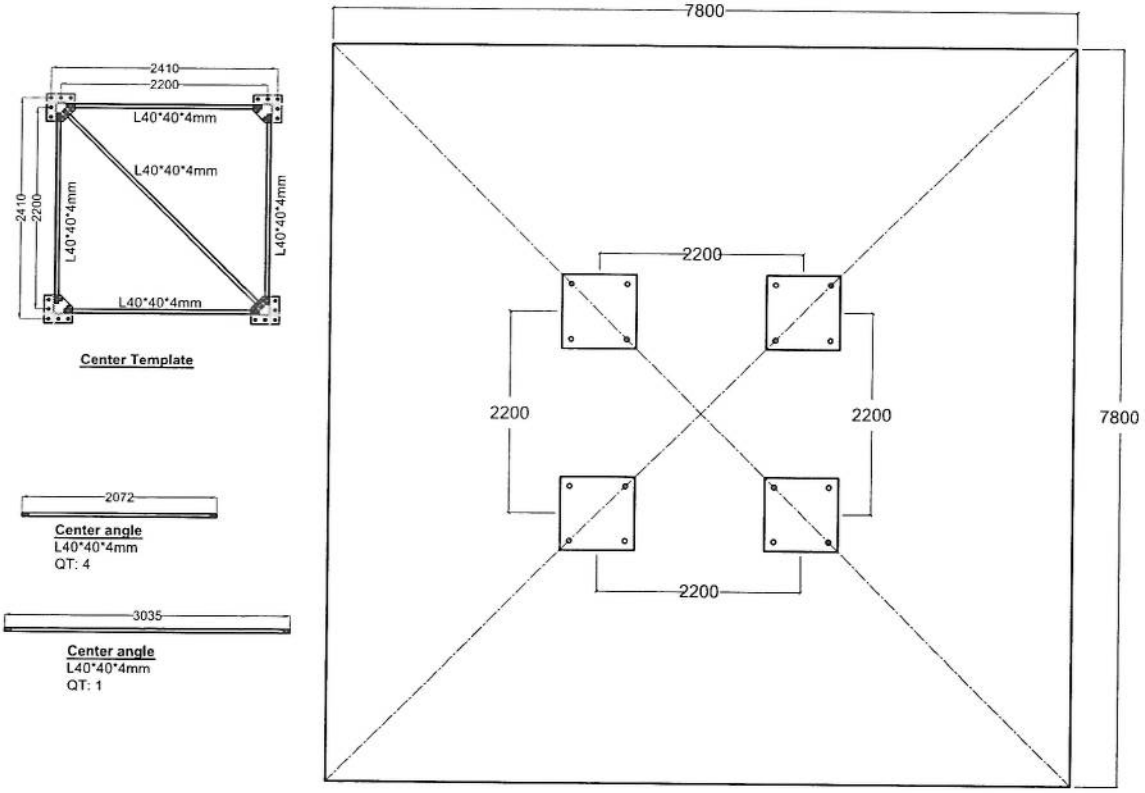

Center Template

Center angle
L40*40*4mm
QT: 4

Center angle
L40*40*4mm
QT: 1

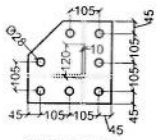

BASE PLATE
PL300*300*40mm

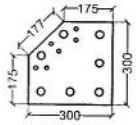

TEMPLATE
PL300*300*2mm

Notes:
1.All Diminutions are in mm.
2.F'c of concrete = 250 kg/cm2.
3.Fy of longitudinal Bars = 4000 kg/cm2.
4. Cover = 7.5 cm.
5.Soil Allowable Stress = 1.5~2 kg/Cm2.
6.Concrete to be poured max in tow stages.
7.Concrete to confirm the specification.

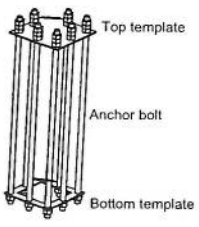

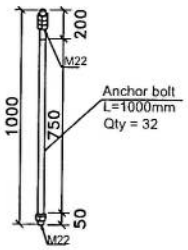

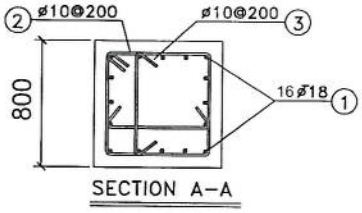

Bill of Material

Pos	Shape	Dia(mm)	Length(m)	Quantity	Total Length(m)	Total Weight
1	1250, 250	18	1.50	64	96	192
2	650, 100	10	2.8	28	79.00	49
3	100, 650, 100	10	0.85	56	48.00	30
4	250, 7650, 250	16	8.15	140	1203	1741
5	400 (450, 450, 450, 450)	16	2.20	59	130	204
Concrete Volume :38.55 m3				Total Weight = 2216 kg		



Plan of well-depth-3m

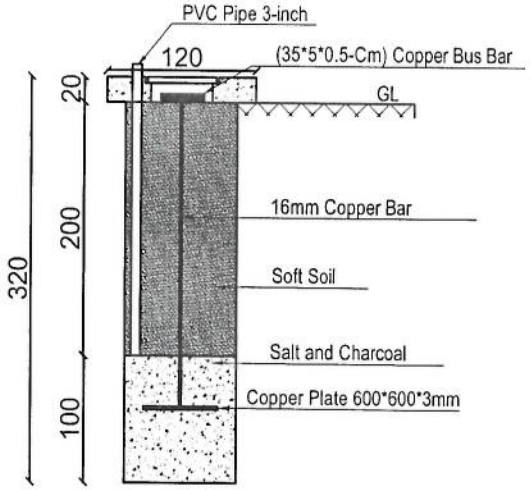

Detail-A
Well Section

Item List		
Item	Quantity	Dimension
Copper Rod	4 Pcs	1m*Ø16mm
Copper Rod	1 Pcs	2m*Ø16mm
Busbar	5 Pcs	35cm*5cm*5mm
Copper Plate	1 Pcs	60cm*60cm*3mm
Lightning Arrestor	1 Pcs	1m
Ground Cable	45m	25mm
Uncovered Ground Cable	12m	25mm
Tower Light with photo cell	1 Pcs	48V DC
Power Cable	50m	2*2mm

23	Grouding system- well plan & section
23	REF. A101 SCALE: ~~1:75~~

REVISION RECORDS
ثبت تعدیلات

REVISION NO شماره تعدیل	DATE تاریخ	DESCRIPTION تشریحات

LEGEND: علایم:

PCC شمه خشتاریت

PROJECT TITLE / NO:
GSM SITES
عنوان پروژه:
سایت های جی اس ام

DRAWING TITLE:
30m Tower Grounding System
سیستم ارتینگ برای تاور سی متره

DRAWN BY: ترسیم:
CIVIL TEAM

CHECKED BY: کنترول:

APPROVED BY: منظوری:

SCALE: 1:75 مقیاس:

ACTUAL DATE: 14 /05/ 2025

ISSUE DATE:

DRG.NO: 23

OWNER: مالک پروژه:
AFGHAN TELECOM

سلام | Salaam Telecom-nication Company
KABUL
AFGHANISTAN