



REVISION RECORD	
NO	DESCRIPTION

**LEGEND:**

- REPEATER SITE
- POST AND RAIL
- POST AND RAIL WITH WIRE
- POST AND RAIL WITH WIRE AND LIGHT

**PROJECT TITLE / NO**  
**REPEATER SITE**

**DRAWING TITLE**  
 FENCE WALL ELEVATIONS & DETAILS

**DRAWN BY:**  
 CIVIL TEAM

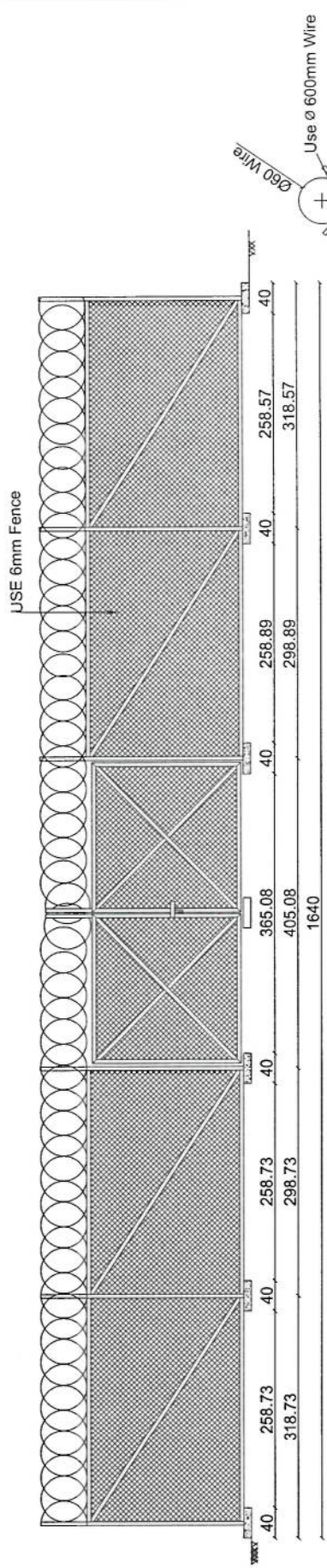
**CHECKED BY:**

**APPROVED BY:**

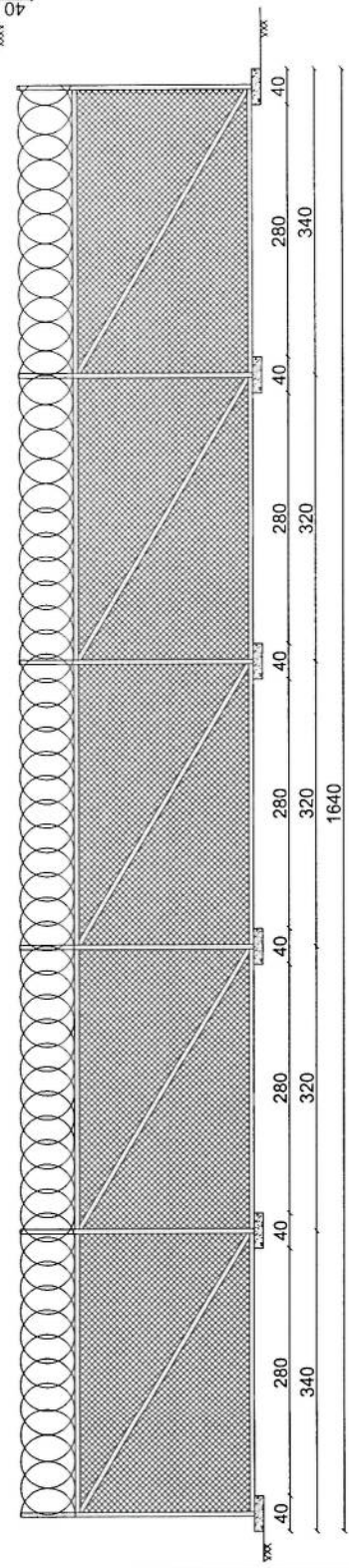
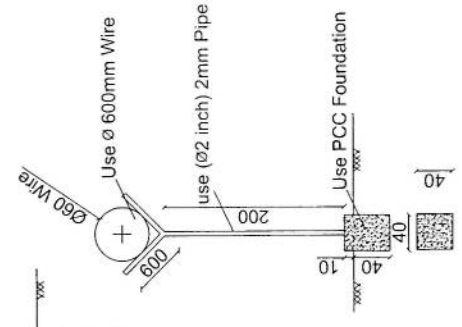
**SCALE:** 1:75  
**ACTUAL DATE:** 25.02/2026  
**ISSUE DATE:**  
**ORG NO:** 02

**OWNER:**  
 AFGHAN TELECOM

Salam Telecommunication Company  
 AFGHANISTAN



**WEST ELEVATION**



**EAST ELEVATION**

*[Handwritten signature]*

WALL ELEVATIONS & DETAILS  
 REF. A102  
 SCALE: 1:75

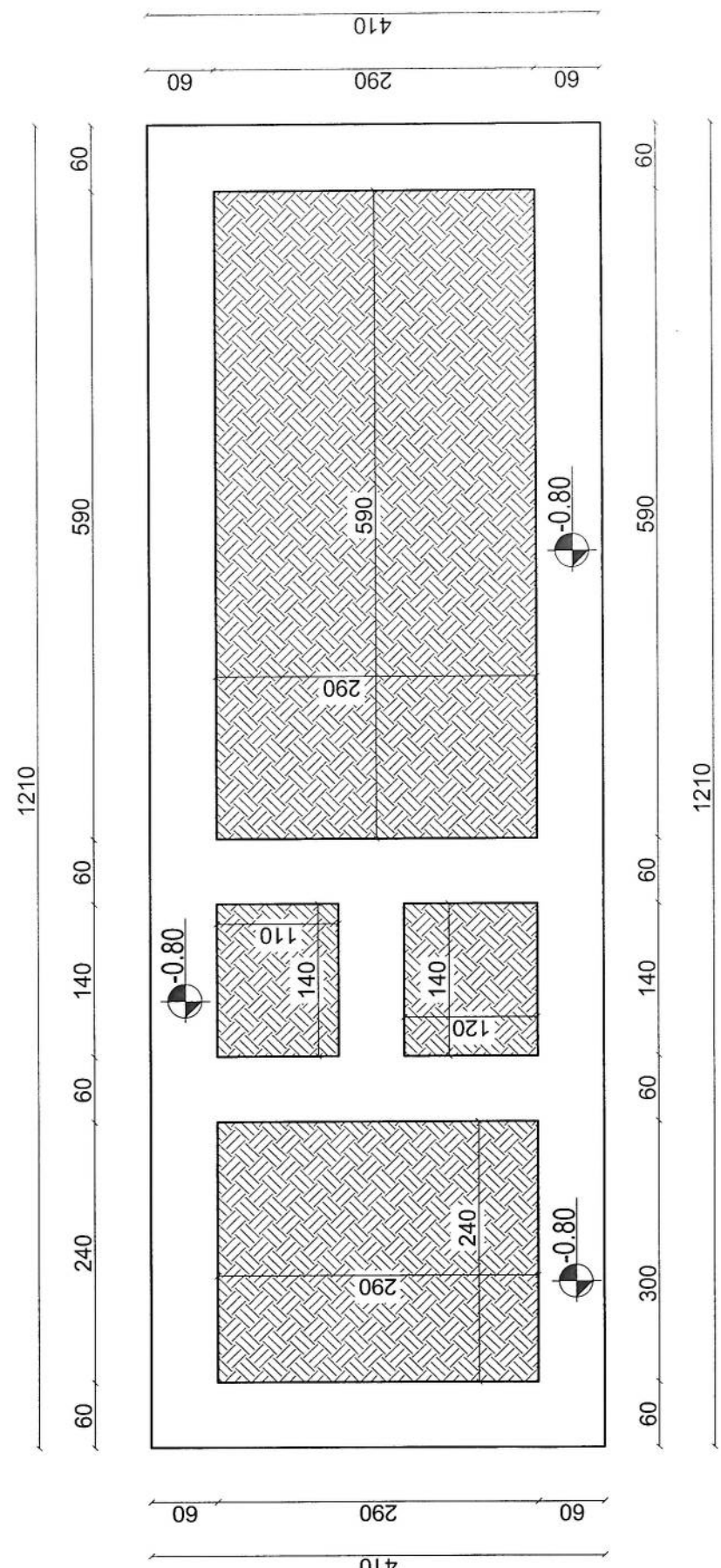
REVISION RECORDS	
REVISION NO	DATE / DESCRIPTION


<b>LEGEND:</b>	
	EXCAVATED AREA
	REINFORCEMENT
	FOUNDATION
	WALL
	SLAB
	COLUMN
	BEAM
	STAIRCASE
	WINDOW
	DOOR
	STAIRCASE

<b>PROJECT TITLE / NO</b>	
<b>REPEATER SITE</b>	
<b>DRAWING TITLE</b>	
<b>DRAWN BY:</b>	
<b>CIVIL TEAM</b>	
<b>CHECKED BY:</b>	
<b>APPROVED BY:</b>	
<b>SCALE:</b>	1:75
<b>ACTUAL DATE:</b>	25/02/2026
<b>ISSUE DATE:</b>	
<b>DRG NO:</b>	03
<b>OWNER:</b>	AFGHAN TELICOM
<b>PROJECT:</b>	
<b>COMPANY:</b>	Sabam Telecommunication Company
<b>LOCATION:</b>	KABUL, AFGHANISTAN



## Excavation Plan



SCALE: 1:75

Excavation Plan  
REF. A103



REVISION RECORDS	
NO	DESCRIPTION

**LEGEND:**

- CONCRETE
- ISOGAM
- PLASTER
- BRICK
- FOUNDATION

PROJECT TITLE / NO  
REPEATER SITE

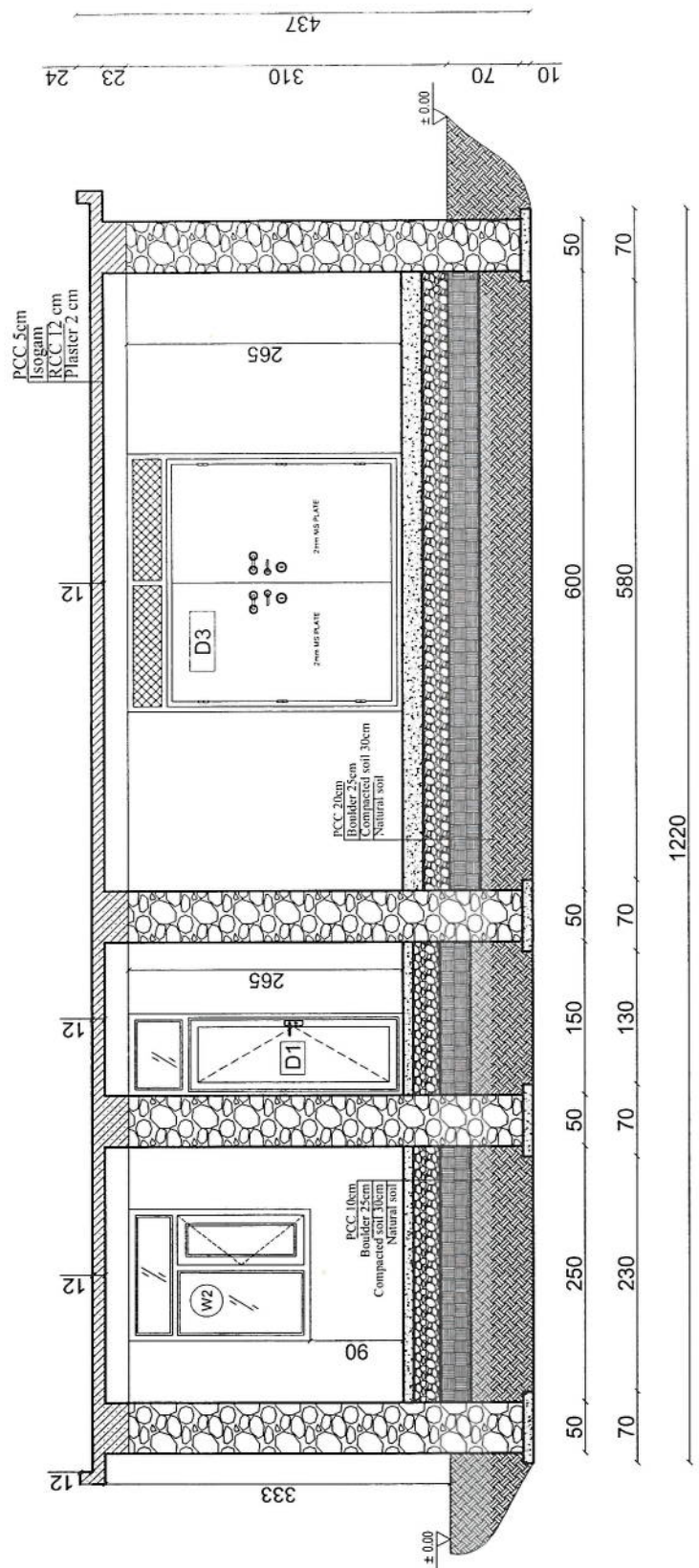
DRAWING TITLE  
Guard R Generator R Tilted  
Excavation Floor Plan

DRAWN BY:  
CIVIL TEAM

CHECKED BY:

APPROVED BY:

SCALE: 1:100  
ACTUAL DATE: 25.02.2028  
ISSUE DATE:  
OWNER: ATGHAN TELECOM  
Salam Telecommunication Company




Section A-A

*[Handwritten Signature]*  
SCALE: 1:100

Section A-A  
REF. A105

REVISION RECORDS		REVISION NO		DATE		DESCRIPTION	
LEGEND:		CONCRETE		RCC PARTITION		RCC	
PROJECT TITLE/NO		REPEATER SITE		DRAWING TITLE		OWNER	
DRAWN BY:		CHECKED BY:		SCALE:		ACTUAL DATE:	
CIVIL TEAM				1:100		25/02/2025	
				ISSUE DATE:		DRG NO 06	
				OWNER:		AFGHAN TELECOM	
				OWNER:		AFGHAN TELECOM	
				OWNER:		AFGHAN TELECOM	
				OWNER:		AFGHAN TELECOM	

1260



430

Rebar details roof

*[Handwritten Signature]*

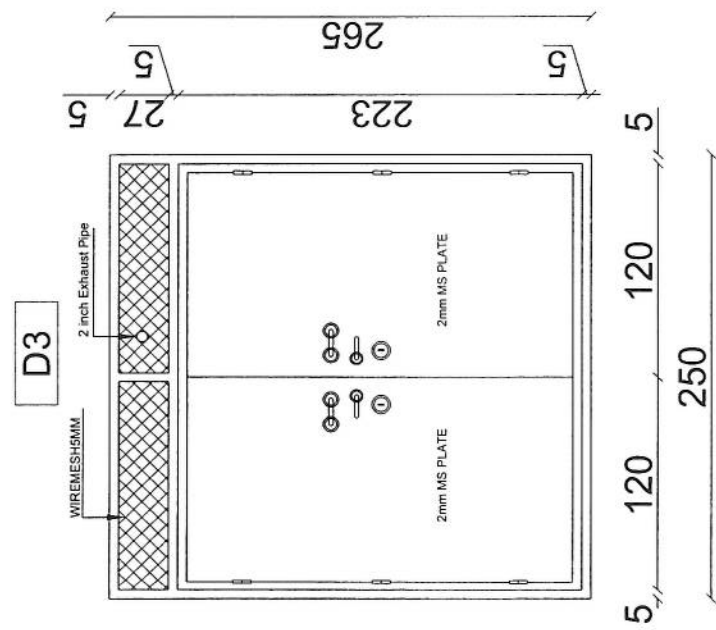
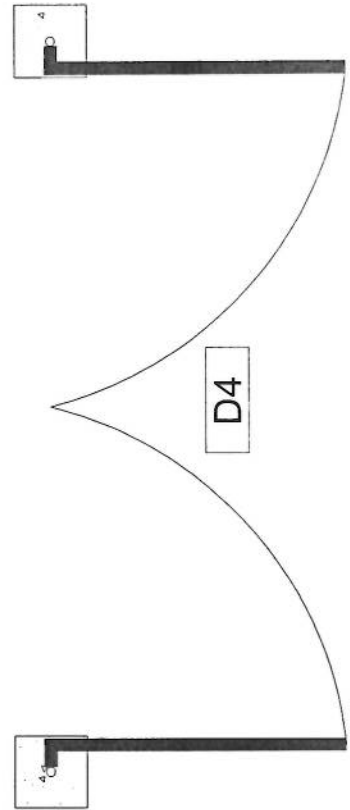
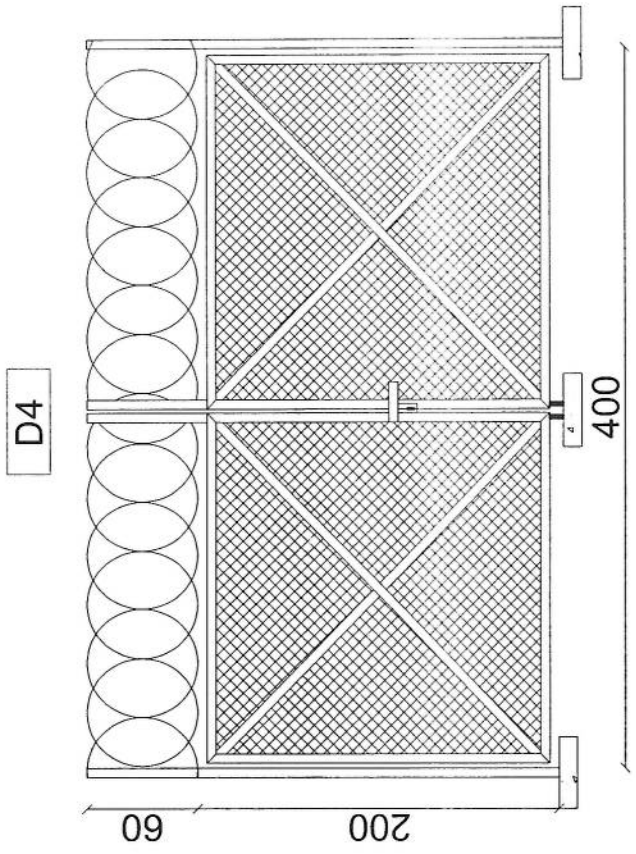
Rebar details roof  
SCALE: 1:100

06 REF. A106





REVISION RI CORDIS		DESCRIPTION	
REVISION NO	DATE	DESCRIPTION	
LEGEND:			
(W1)	WIRE MESH	(D1)	DOOR
(W2)	WIRE MESH	(D2)	DOOR
(D3)	DOOR	(D4)	DOOR
PROJECT TITLE / NO			
DRAWING TITLE			
DRAWN BY:			
CHECKED BY:			
APPROVED BY:			
SCALE			
ACTUAL DATE			
ISSUE DATE			
OWNER			



*[Handwritten Signature]*

DOORS & WINDOWS DETAILS  
REF. A109

SCALE: 1:75

REVISION RECORDS	
NO	DESCRIPTION

LEGEND	
	CONCRETE
	REBAR
	PLASTER
	STONE

PROJECT TITLE / NO	REPEATER SITE

DRAWING TITLE	ZTE OUTDOOR BTS FOUNDATION
	BTS

DRAWN BY	CIVIL TEAM
CHECKED BY	

APPROVED BY	
-------------	--

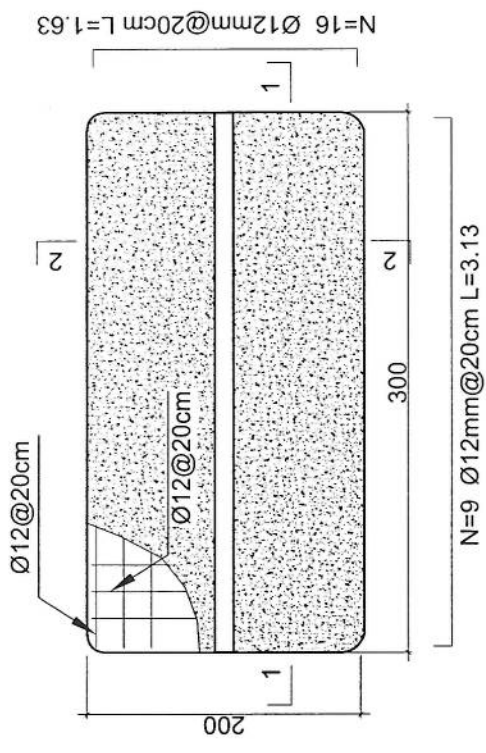
SCALE	1:25
ACTUAL DATE	23/03/2026
ISSUE DATE	

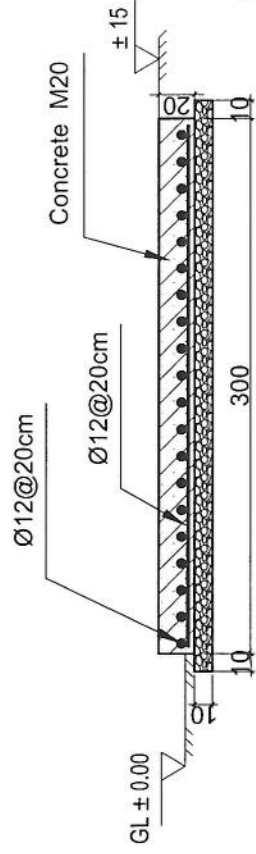
OWNER	AFGHANI TELECOM
-------	-----------------

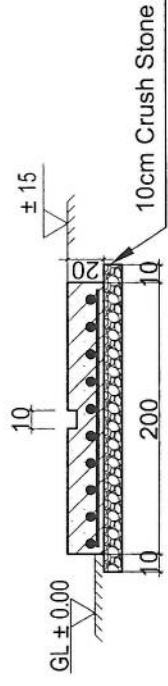
--	--



Outdoor BTS Foundation



1-1 section

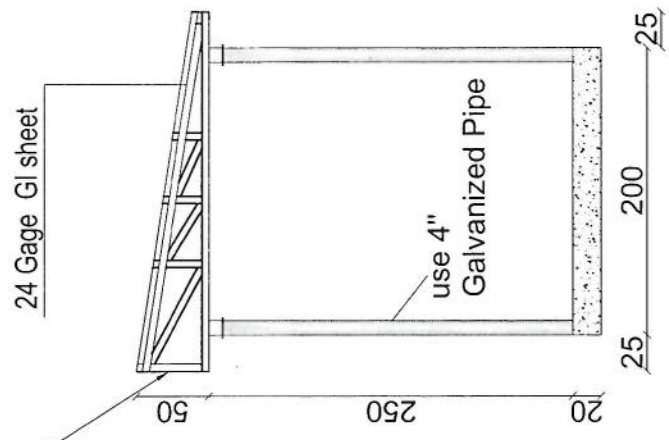


2-2 section

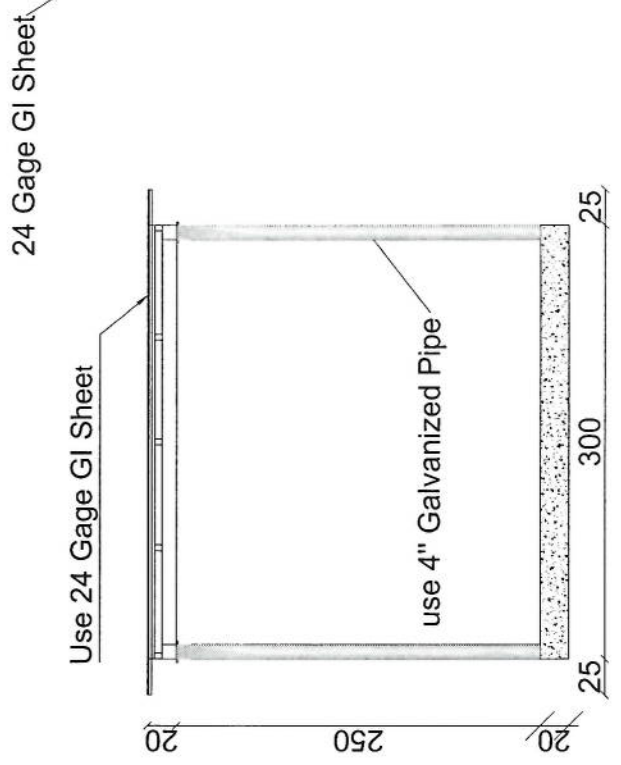
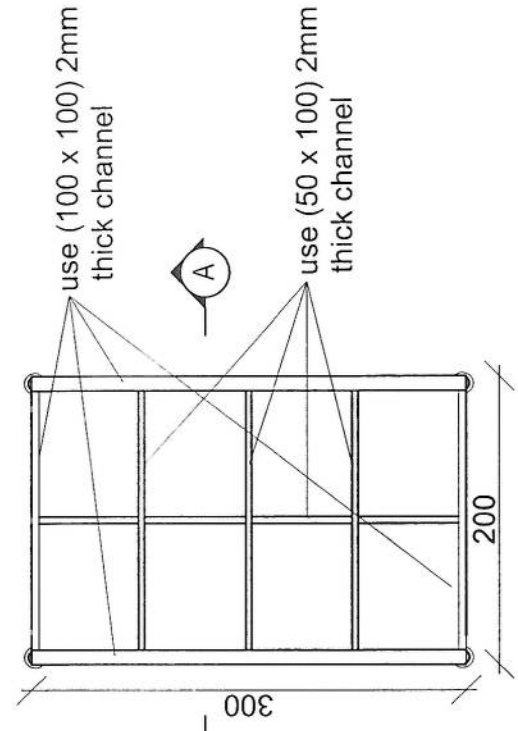
- Notes:
1. The foundation is adopts reinforced concrete, the concrete is M20; (M20:compressive strength is 20N/mm<sup>2</sup>); the foundation lays on a 10cm thick crush stone pad;
  2. Ø12: mild steel, rebar strength 210N/mm<sup>2</sup>
  3. minimum concrete cover for rebar is 3.5cm,
  4. All units are in cm
  5. All edges of the Slab should be curve

ZTE OUTDOOR BTS FOUNDATION  
SCALE: 1:25


REVISION R/CORRIS		PROJECT TITLE / NO		DRAWING TITLE		SCALE		OWNER	
REVISION NO	DATE	DESCRIPTION	REPEAT IN SITE	SUN SHELTER FOR ZTE BTS	1:50	AFGHAN TELECOM	ACTUAL DATE	DRG NO	111
							ISSUE DATE		
LEGEND		DRAWN BY		CHECKED BY		APPROVED BY		Salam Telecom/Company	
		CIVIL TEAM						AFGHAN TELECOM	



Section AA

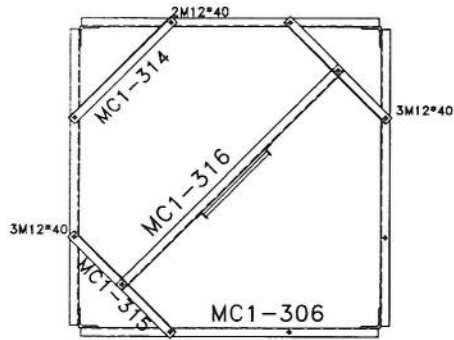
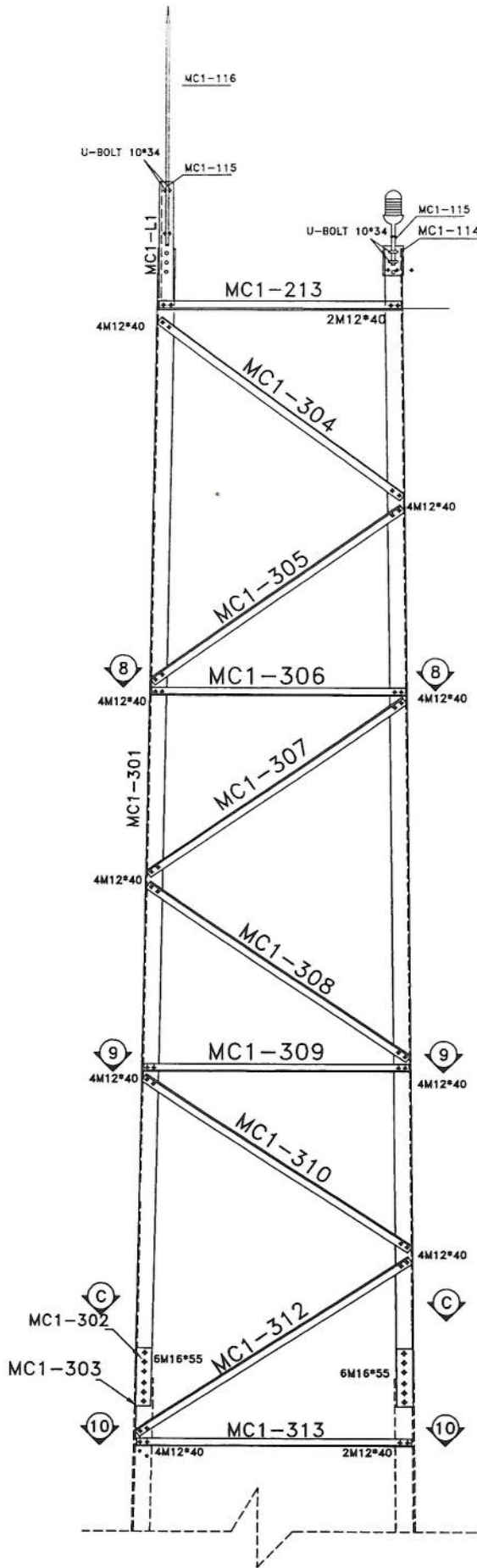


Section BB

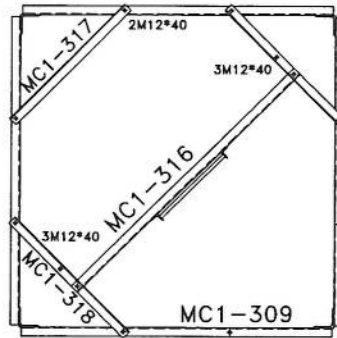


*[Handwritten Signature]*  
SCALE: 1:50

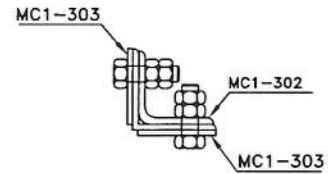
SUN SHELTER FOR ZTE BTS  
REF. A111



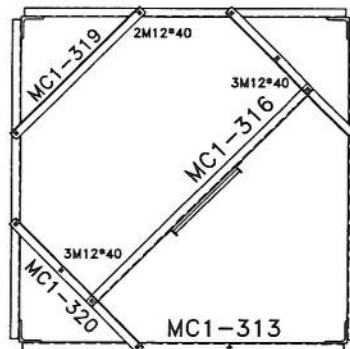
SEC. 8-8



SEC. 9-9




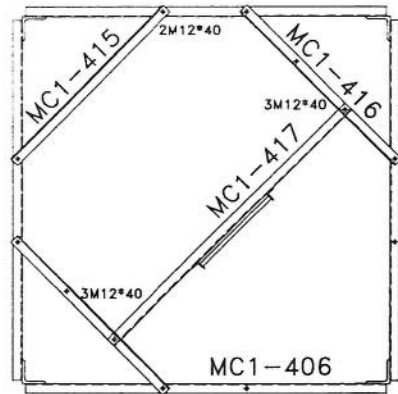
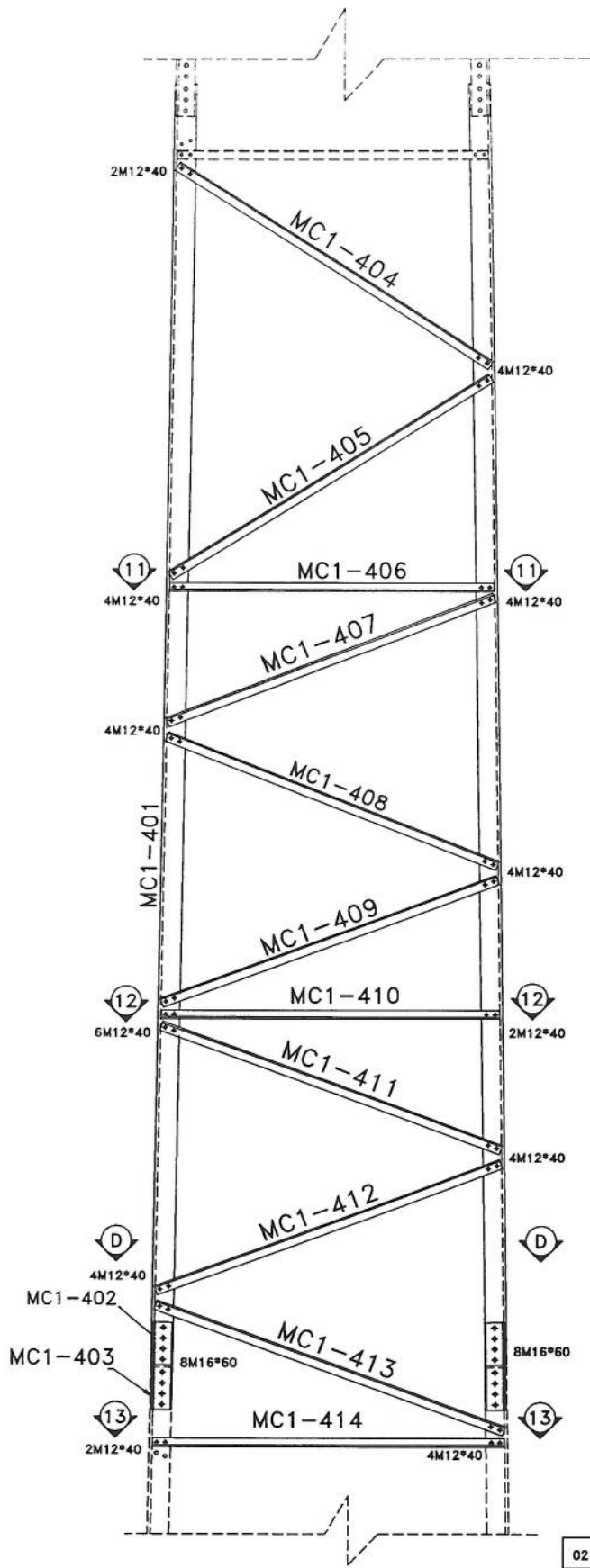
SEC. C-C



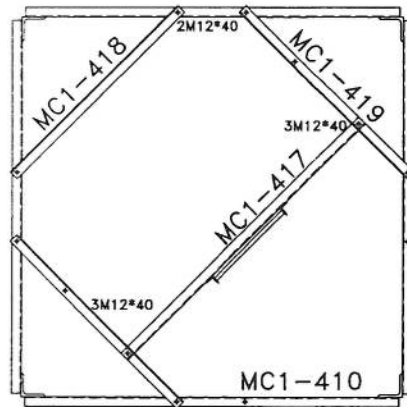
SEC. 10-10

List Of Bolts - PANEL 3	
Specification	Qty
M12*40	168
M16*55	48

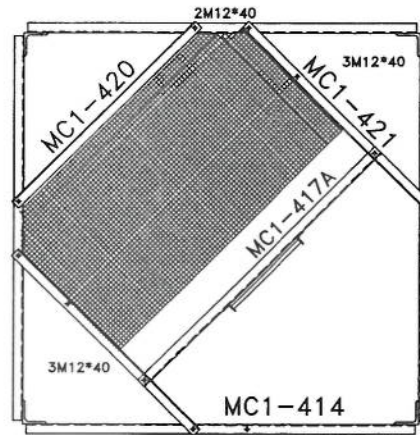
00	--	S.Ghadiri	--	A.Salahhour	10/13/24	--
Rev.	Design	Drawn	Checked	Approved	Date	Description
		<b>Client :</b> <b>Project :</b> AFGHAN TELECOM <b>Title :</b> NB TOWER 30m <b>PANEL 1</b>				
Tower Type: TOWER NB		Project No.:		Scale: 1/11	Ref. No. 00	Sheet No. 1



SEC. 11-11

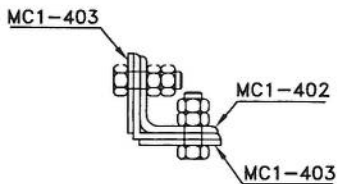


SEC. 12-12




SEC. 13-13

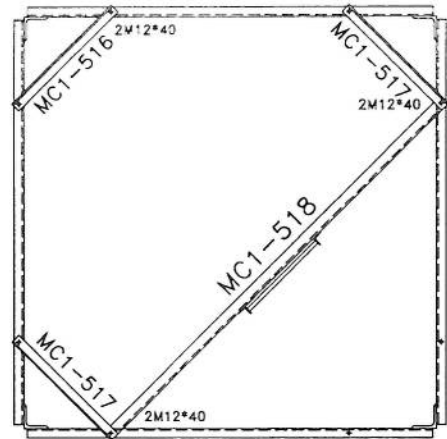
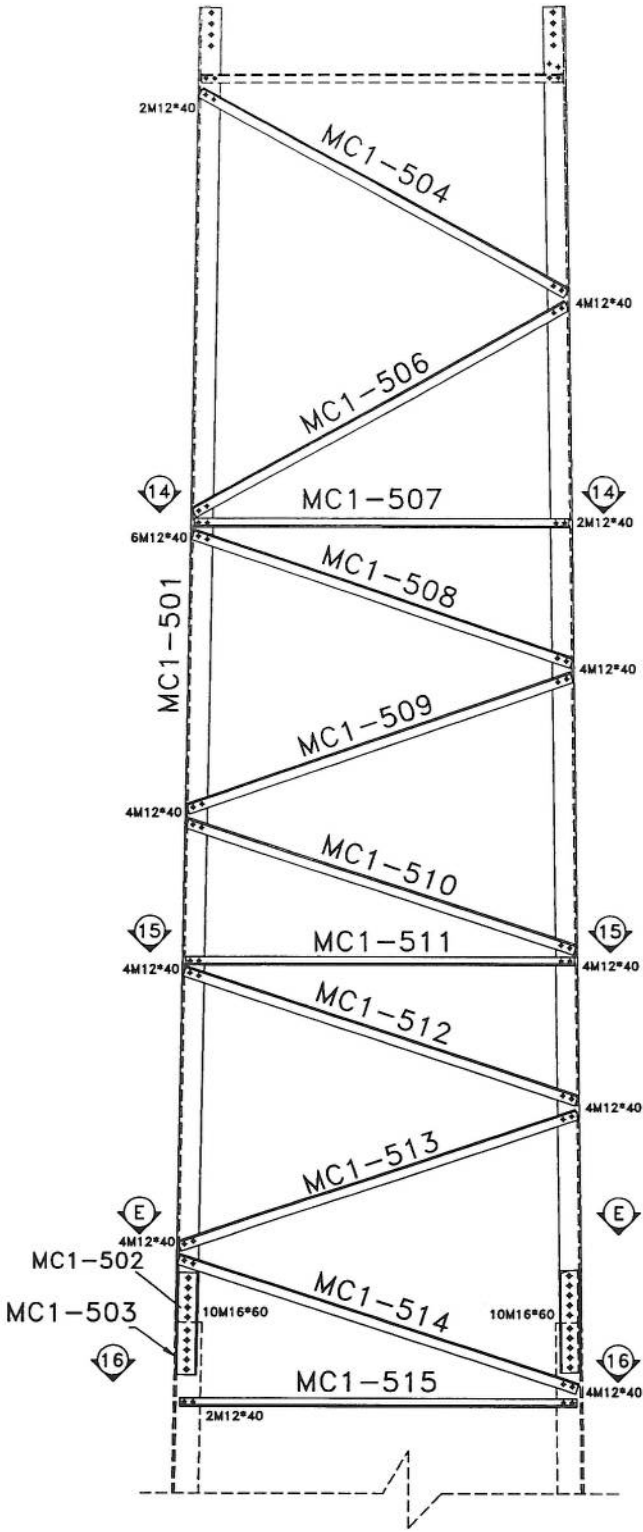
List Of Bolts - PANEL 4	
Specification	Qty
M12*40	200
M16*60	64



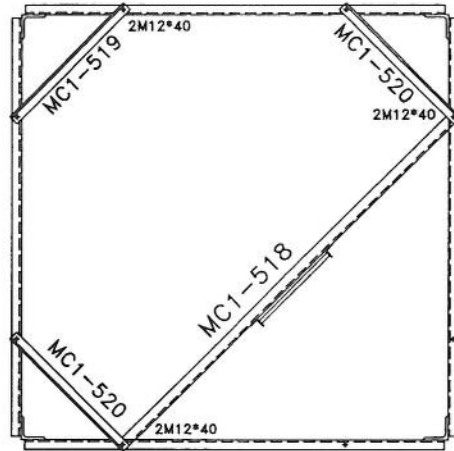
SEC. D-D

*[Handwritten signature]*

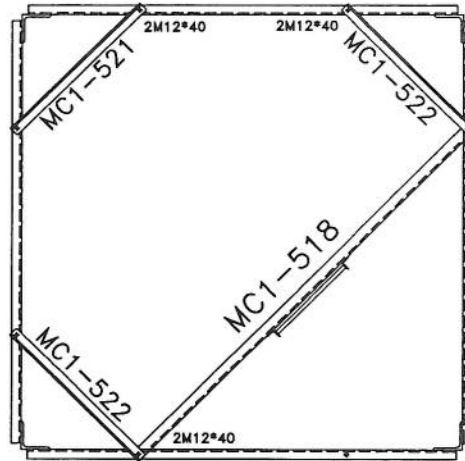
02	--	--	--	--	--	--
01	--	--	--	--	--	--
00	--	S.Ghadiri	--	A.Salahshour	10/15/2024	--
Rev.	Design	Drawn	Checked	Approved	Date	Description
						
Tower Type: TOWER NB			Client :			
Project No.:			Project : <b>AFGHAN TELECOM</b>			
Scale: 1/11			Title : <b>NB TOWER 30m PANEL 2</b>			
Ref. No. 00			Sheet No. 2			



SEC. 14-14

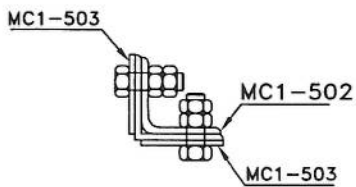


SEC. 15-15




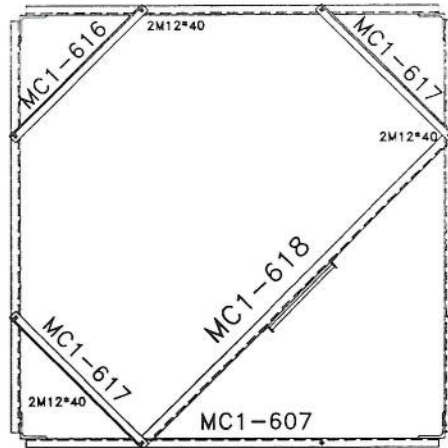
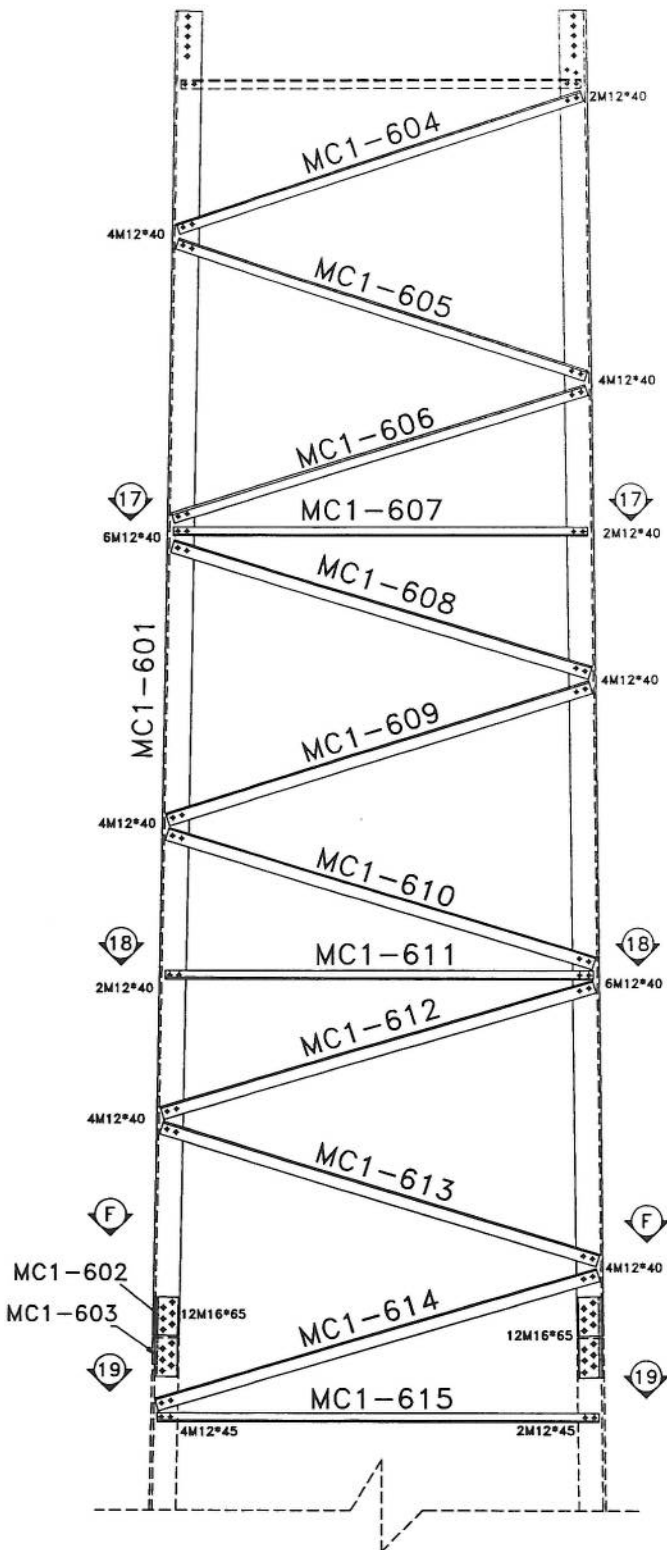
SEC. 16-16

List Of Bolts - PANEL 5	
Specification	Qty
M12*40	194
M16*60	80

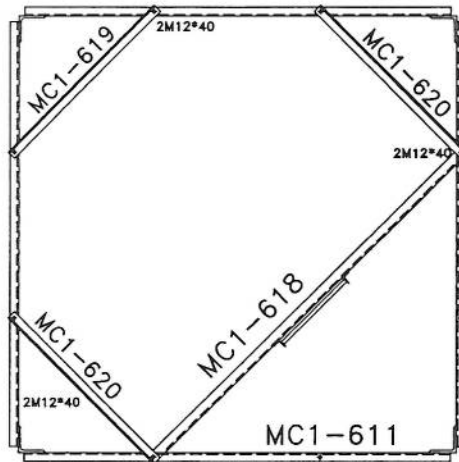


SEC. E-E

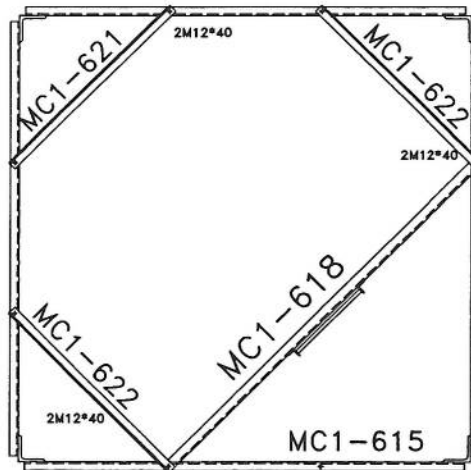
02	--		--			--
01	--		--			--
00	--	S.Ghadiri	--	A.Salahour	10/13/24	--
Rev.	Design	Drawn	Checked	Approved	Date	Description
						
Tower Type: TOWER NB			Client: <b>AFGHAN TELECOM</b>			
Project No.:			Project: <b>AFGHAN TELECOM</b>			
Scale: 1/11			Title: <b>NB TOWER 30M PANEL 5</b>			
Ref. No. 00			Sheet No. 5			



SEC. 17-17

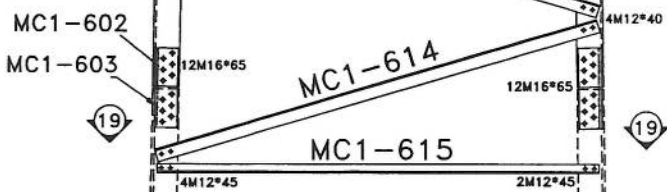


SEC. 18-18




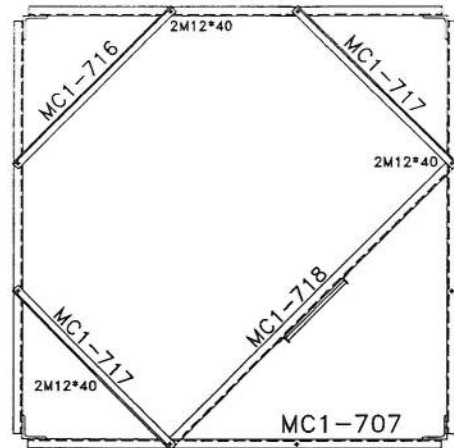
SEC. 19-19

List Of Bolts - PANEL 6	
Specification	Qty
M12*40	186
M12*45	24
M16*65	96

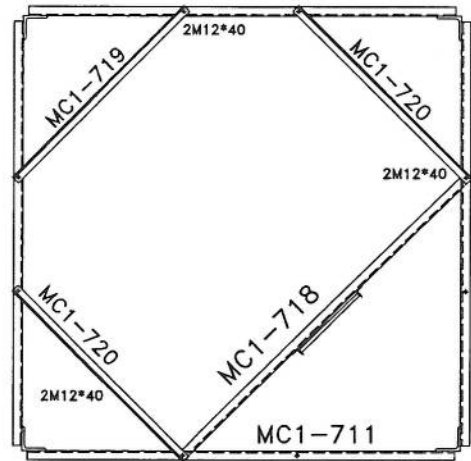


SEC. F-F

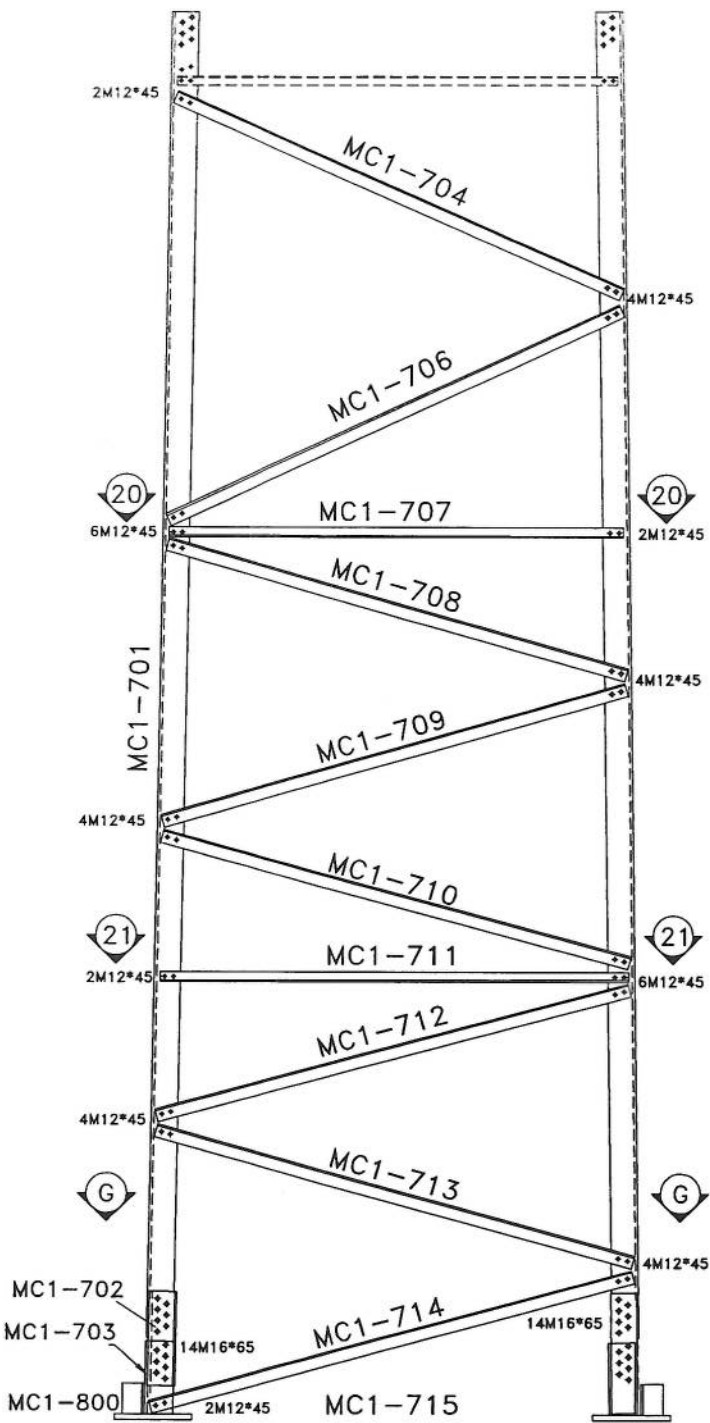
02	---	---	---	---	---	---
01	---	---	---	---	---	---
00	---	S.Ghadiri	---	A.Salahshour	10/15/24	---
Rev.	Design	Drawn	Checked	Approved	Date	Description
						
<b>Client :</b> <b>Project :</b> AFGHAN TELECOM						
<b>Title :</b> NB TOWER 30M <b>PANEL 4</b>						
Tower Type: TOWER NB			Scale: 1/11		Ref. No. 00	Sheet No. 6
Project No.:						



SEC. 20-20

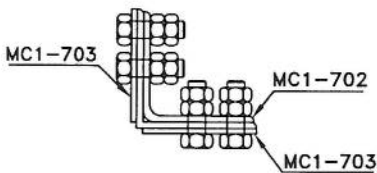


SEC. 21-21



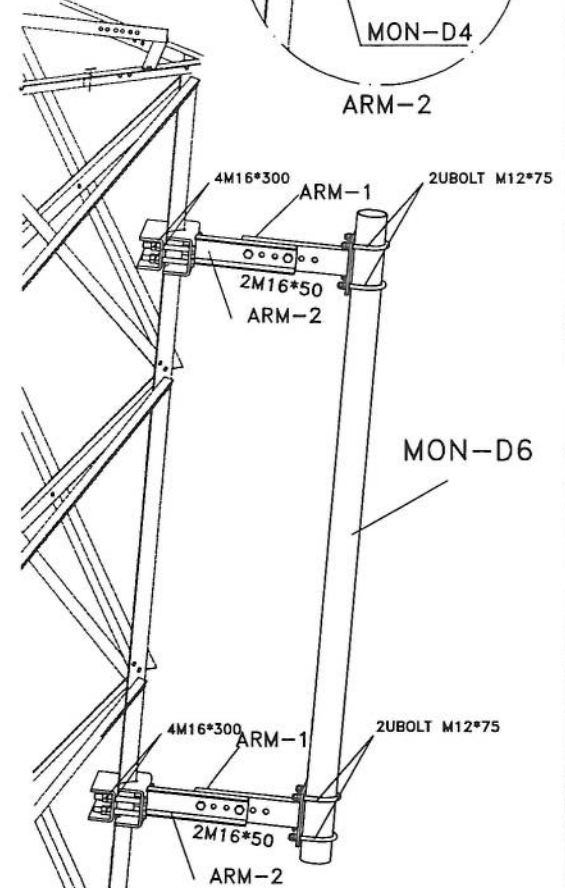
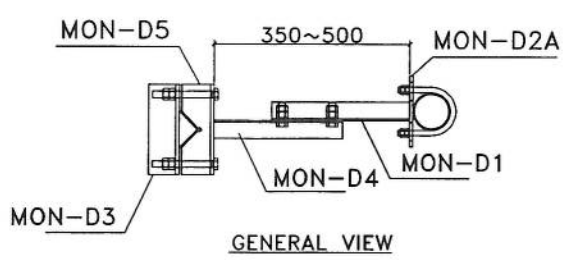
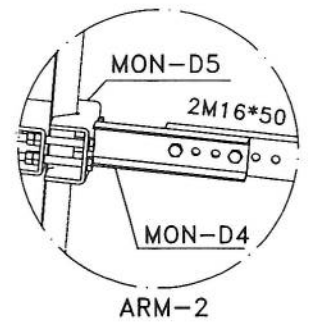
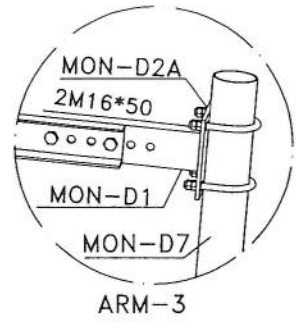
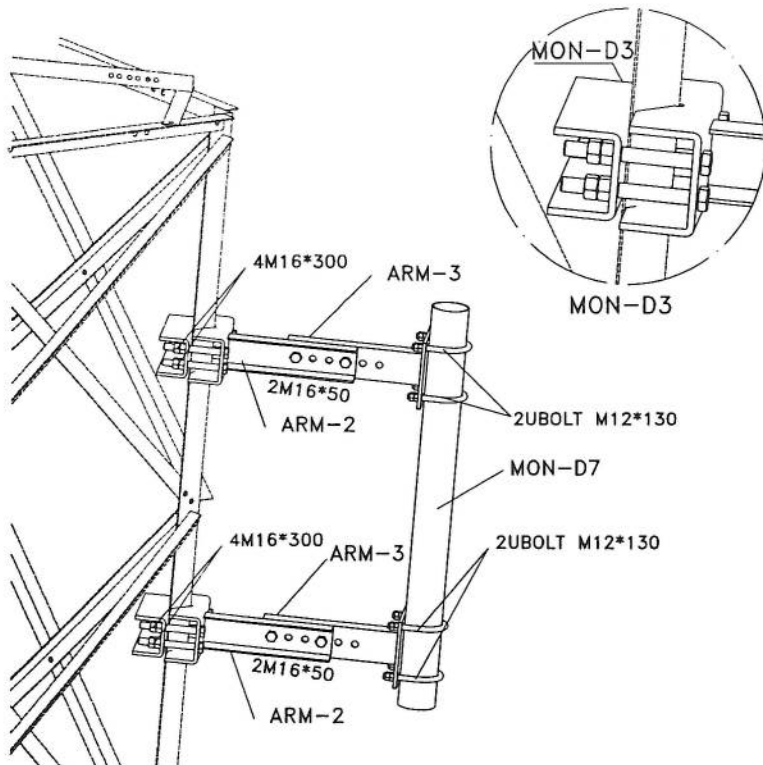
List of Bolts - PANEL 7	
Specification	Qty
M12*40	18
M12*45	176
M16*65	112

02	---		---				
01	---		---				
00	---	S.Ghadiri	---	A.Salahshour	10/15/24		
Rev.	Design	Drawn	Checked	Approved	Date	Description	
		<b>Client :</b> <b>Project :</b> AFGHAN TELECOM		<b>Title :</b> <b>NB TOWER 30M</b> <b>PANEL 5</b>			
Tower Type: TOWER NB		Project No.:		Scale: 1/11		Ref. No. 00	
						Sheet No. 5	

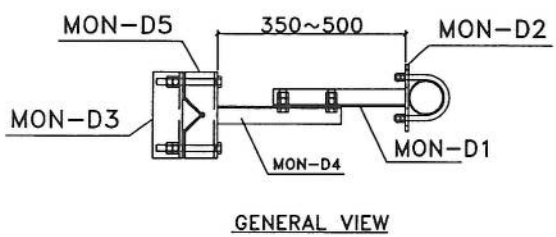
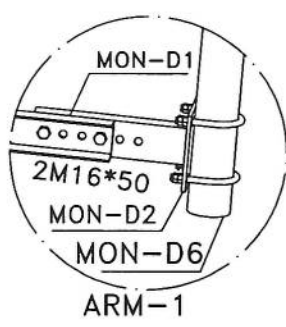


SEC. G-G

BILL OF MATERIAL MW			
ASSEMBLY	POSITION	SIZE	QUANTITY
ARM-3	MON-D3	PL8	2
	MON-D1	UNP80	2
	MON-D2A	PL8	
ARM-2	MON-D4	UNP80	2
	MON-D5	PL8	
		MON-D7	PIPE115*1.3
BOLT	M16*300	-	8
UBOLT	M12*130	-	4



BILL OF MATERIAL GSM			
ASSEMBLY	POSITION	SIZE	QUANTITY
ARM-1	MON-D3	PL8	2
	MON-D1	UNP80	2
	MON-D2	PL8	
ARM-2	MON-D4	UNP80	2
	MON-D5	PL8	
		MON-D6	PIPE60*1.3
BOLT	M16*300	-	8
UBOLT	M12*130	-	4



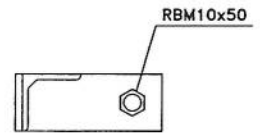
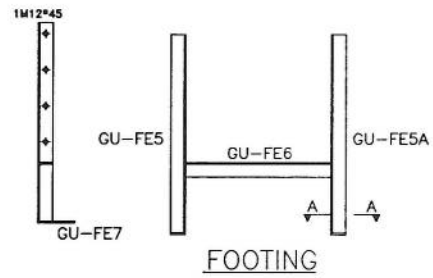
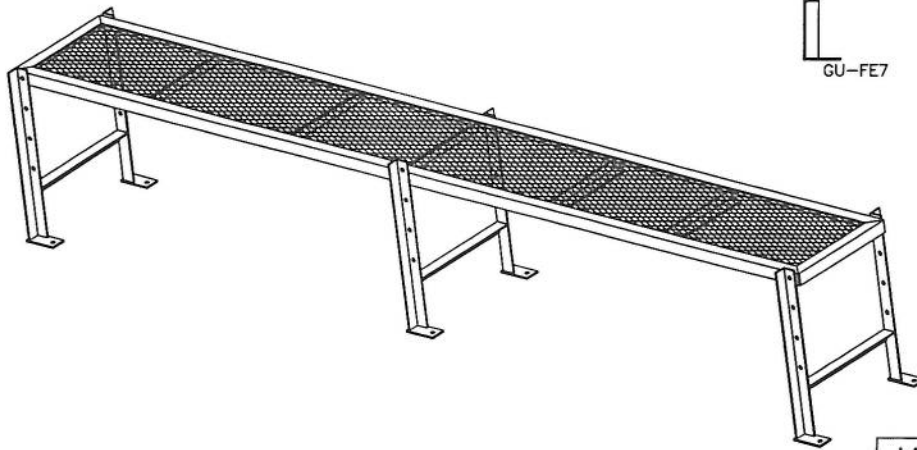
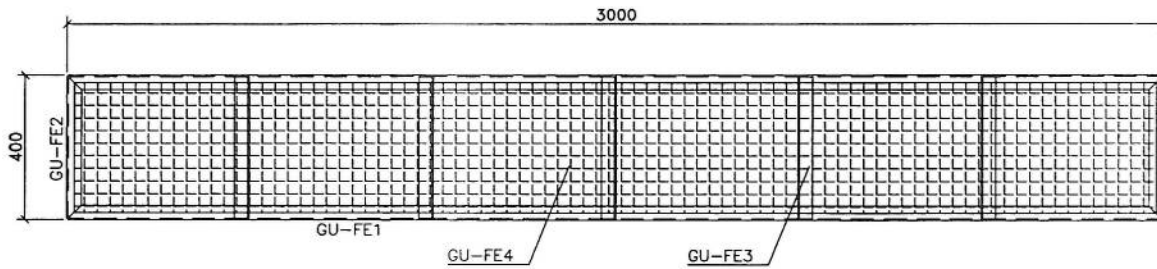
02	--	S.Ghadiri	--	A.Salahhour	01/03/11	--
01	--	S.Ghadiri	--	A.Salahhour	01/02/24	--
00	--	S.Ghadiri	--	A.Salahhour	10/13/24	--
Rev.	Deelgn	Drawn	Checked	Approved	Date	Description



**Client :**  
**Project :** AFGHAN TELECOM  
**Title :** NB TOWER 30M MOUNTING

Tower Type: TOWER NB	Scale: 1/11	Ref. No. 00	Sheet No. 12
----------------------	-------------	-------------	--------------

*Handwritten signature in blue ink.*




SECTION A-A

List Of Bolts - LADDER

Specification	Qty
M12*45	6
RBM10x50	6

02	--	S.Ghadiri	--	A.Salahshour	01/03/11	--
01	--	S.Ghadiri	--	A.Salahshour	01/02/24	--
00	--	S.Ghadiri	--	A.Salahshour	10/13/24	--
Rev.	Design	Drawn	Checked	Approved	Date	Description



Tower Type: TOWER NB

Client :

Project : **AFGHAN TELECOM**

Title :

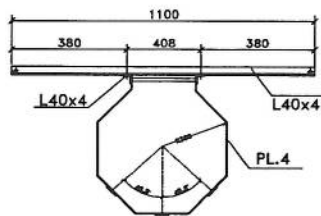
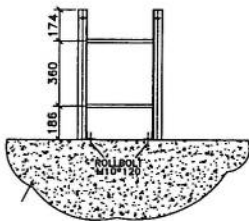
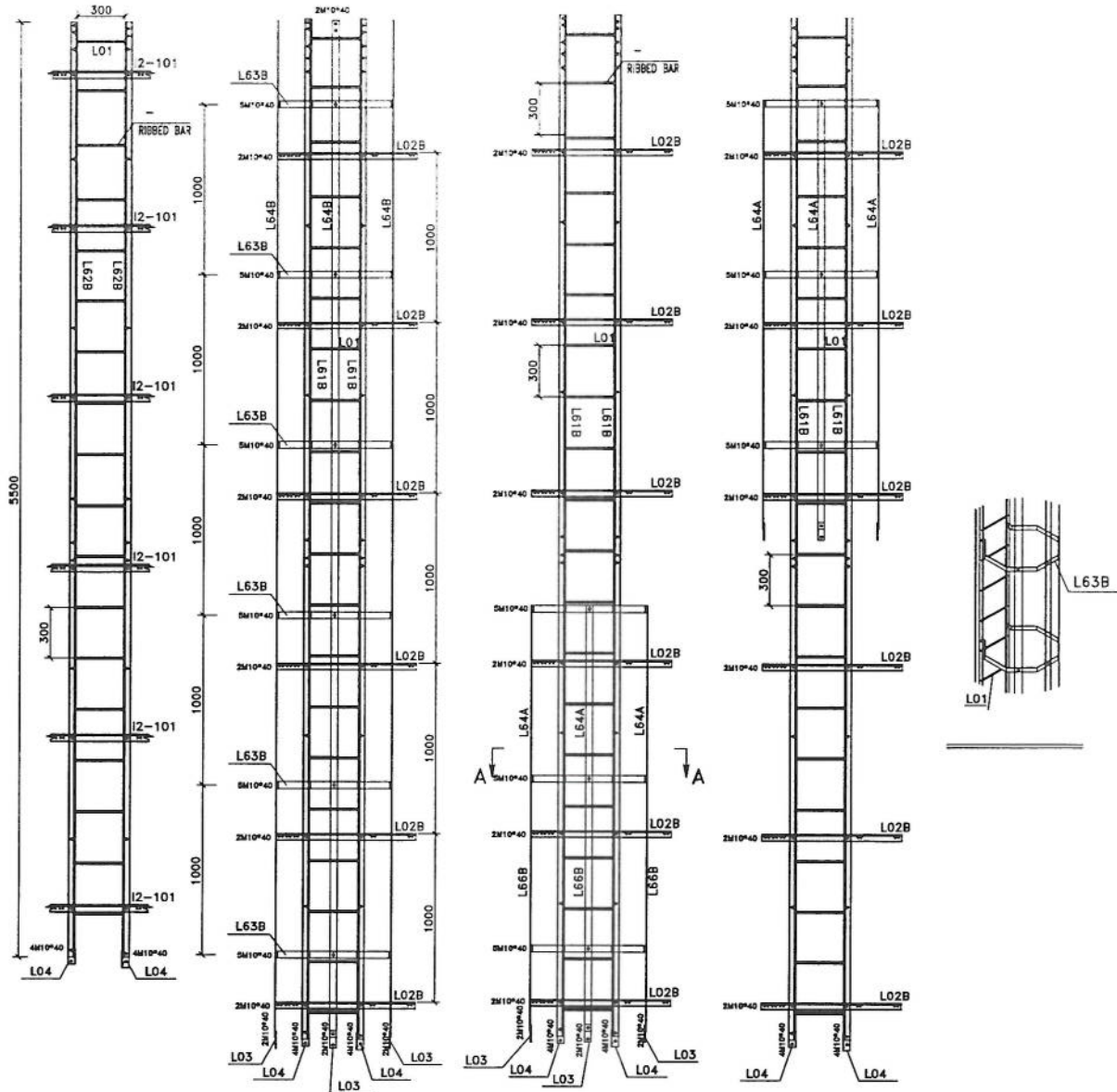
**NB TOWER 30M  
PLATFORM 3m**

Project No.:

Scale: 1/11


Ref. No. 00

Sheet No. 12

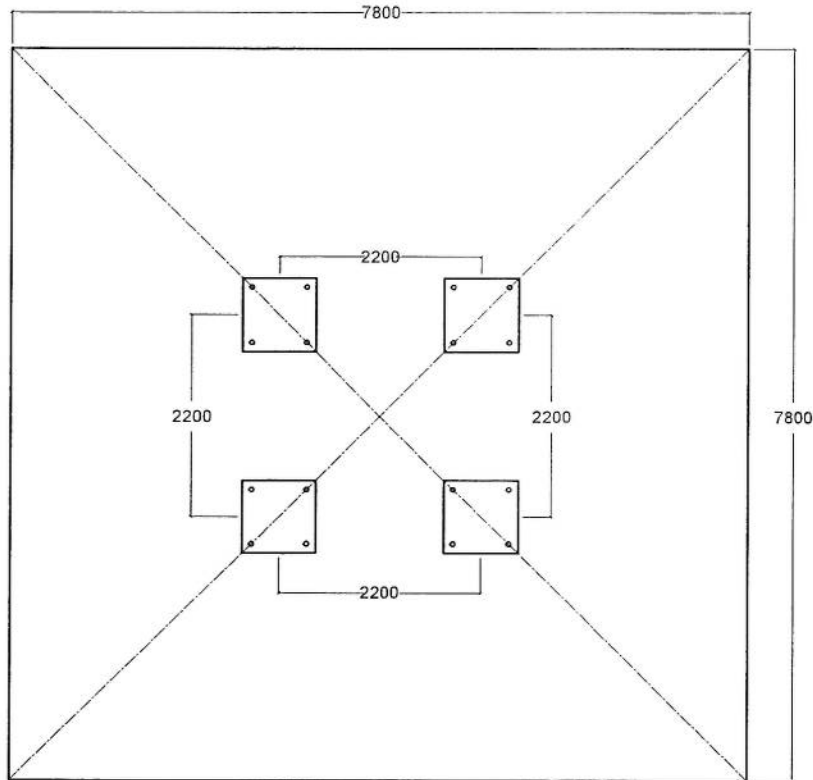
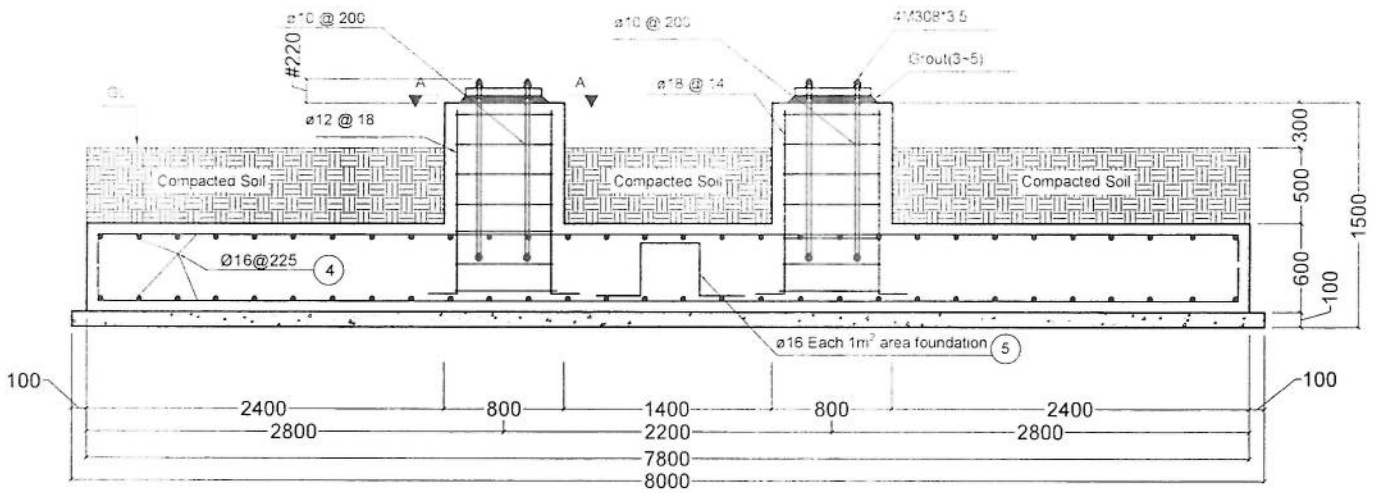


Safety Hoop And Rack Feeder

List Of Bolts - LADDER			
Specification	Qty	Material	
J10*90	60	GR5.6	
M10*40	134	GR8.8	

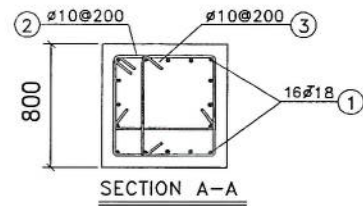
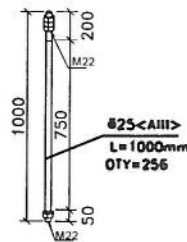
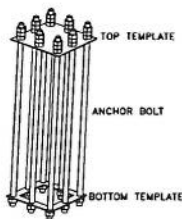
02	--	--	--	--	--
01	--	--	--	--	--
00	--	S.Ghadiri	--	A.Salahour	10/13/24
Rev.	Design	Drawn	Checked	Approved	Date
					
Client :					
Project : <b>AFGHAN TELECOM</b>					
Title : <b>NB TOWER 30M LADDER</b>					
Tower Type: TOWER NB					
Project No.:		Scale: 1/11		Ref. No. 00	
Sheet No. 10					

*[Handwritten signature]*





**Notes:**

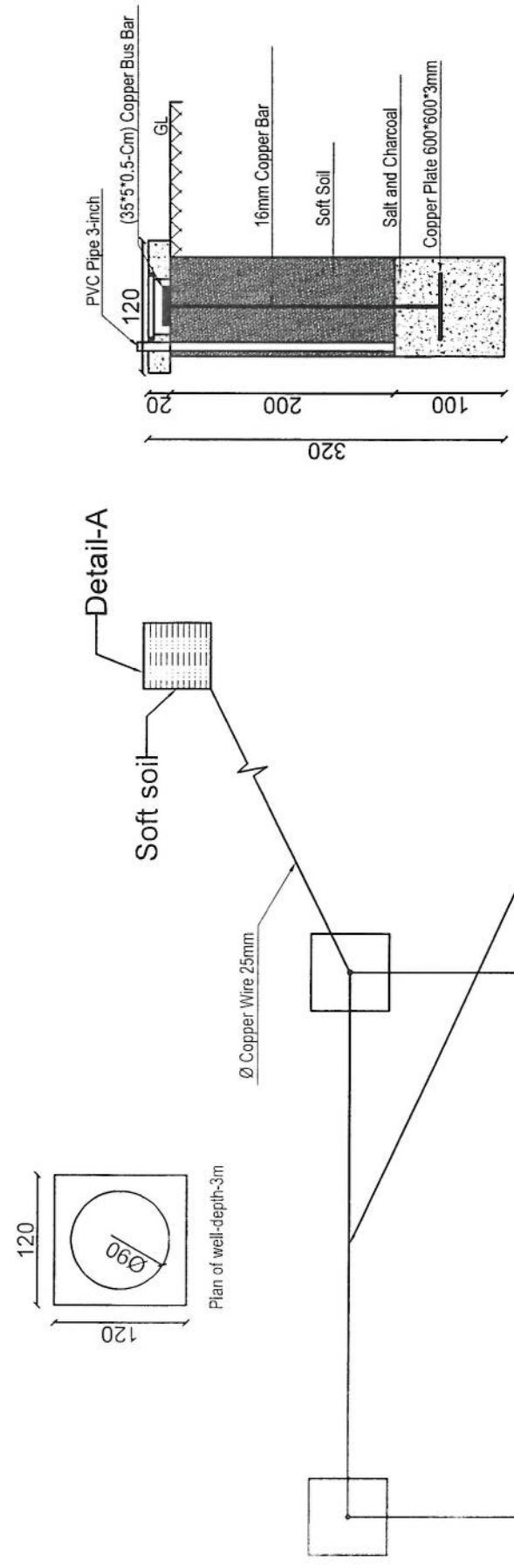
1. All Dimensions are in mm.
2.  $F_c$  of concrete = 250 kg/cm<sup>2</sup>.
3.  $F_y$  of longitudinal Bars = 4000 kg/cm<sup>2</sup>.
4. Cover = 7.5 cm.
5. Soil Allowable Stress = 1.5~2 kg/cm<sup>2</sup>.
6. Concrete to be poured max in tow stages.
7. Concrete to confirm the specification.



### Bill of Material

Pos	Shape	Dia(mm)	Length(m)	Quantity	Total Length(m)	Total Weight
1		18	1.50	64	96	192
2		10	2.8	28	79.00	49
3		10	0.85	56	48.00	30
4		16	8.15	140	1203	1741
5		16	2.20	59	130	204
Concrete Volume :38.55 m <sup>3</sup>				Total Weight = 2216 kg		

REVISION RECORDS		تغییرات	
REVISION NO	DATE	DESCRIPTION	توضیحات
LEGEND:		علامت: خط نقره رنگ PVC 	
PROJECT TITLE / NO:		GSM SITES عنوان پروژه: سایت های GSM	
DRAWING TITLE:		30m Tower Grounding System سیستم ارتینگ برای دکل 30 متری	
DRAWN BY:		گروه: CIVIL TEAM	
CHECKED BY:		نظارت:	
APPROVED BY:		تایید:	
SCALE: 1:75		مقیاس:	
ACTUAL DATE: 14/05/2025		تاریخ واقعی:	
ISSUE DATE:		تاریخ انتشار:	
ORG.NO: 23		شماره سازمان:	
OWNER: AFGHAN TELECOM		مالک:	
 Salam Telecommunication Company K A B U L A F G H A N I S T A N		شرکت ملی مخابرات افغانستان	



Ø Copper Wire 25mm

4#16mm Copper Rod under the Ground Length 100cm

Item	Quantity	Dimension
Copper Rod	4 Pcs	1m*Ø16mm
Copper Rod Busbar	1 Pcs	2m*Ø16mm
Copper Plate	5 Pcs	35cm*5cm*5mm
Lightning Arrestor	1 Pcs	60cm*60cm*3mm
Ground Cable	1 Pcs	1m
Uncovered Ground Cable	45m	25mm
Tower Light with photo cell	12m	25mm
Power Cable	1 Pcs	48V DC
	50m	2*2mm

SCALE: 1:75



Site ID	042157	Candidate	A
New Lat	33.157823 33.156204	New long	67.68942 67.684694
Location Name	Kotal_Zarsa Tamaki	District	Qarabagh Province Ghazni
Type of Property	Private?	Gov? <input checked="" type="checkbox"/>	NA?
Property owner		Owner Accessable?	Yes No
Property owner contact			
Contract Agreement Negotiated?	yes:	No:	Ongoing:
Site type	RT:	GF:	
Land type	Desert level	Hill	Mountinous City Rural Rocky
Access Road available	Yes:	No: <input checked="" type="checkbox"/>	
Access road needed	Length "m": about	Width "m": 3	
Needed tower type	GF <input checked="" type="checkbox"/>	GM	RT
Needed tower height	<input checked="" type="checkbox"/>	30m	
Boundary wall needed	One side:	2 sides:	3 sides: 4 sides:
Boundary wall length			<input checked="" type="checkbox"/>
Guardroom needed	Yes		
Toilet/Washroom	Yes		
Wall Fence needed	بخاطر سردی هوا اگر احاطه با خشت پخته شود بهتر خواهد بود		
RT site			
Building type			
No of floors			
Building height			
RT available area			
Location photo record	General view	Panaromic (45°) 8 photos	Access Direction 3Phs
	<input checked="" type="checkbox"/>	<input checked="" type="checkbox"/>	

سرک که برای این نقطه ساخته میشود در حدود 2.5 کیلومتر بوده که 50 فیصد آن سخره میباشد که باید با جکمر کار گردد

کودکستان  
کابل  
33.156204-67.684694

Handwritten signature and notes in Persian/Urdu script, including the text: "این مکان خرابتر است تا کابل", "ارتفاع دارد یا کونکس", "تا 30 متره (CF30)", "ریور فنیسی", "سایه بان BTS".

