جدول سروی ساحات جدید برای سایتهای انتقالی

Site ID	HEL092			Candidate#		A
New Lat	30.425141	**New long**	63.569251			
Location Name	Mirabad- mountin	**District**	Disho	**Province**	Helmand	
Type of Property	**Private?**		**Gov?**	**yes**	**NA?**	
Primary agreement with owner done?						
Property owner contact						
Contract Agreement Negotiated?	yes:		No:		Ongoing:	
Site type	RT:	GF:				
Land type	Desert level	Hill	Mountinouse	City	Rural	Rocky
			yes			
Access Road available	Yes:		No: yes			
Access road needed	Length: 500 m		Width "m": m			
Needed tower type	GF		GM	Yes	RT	
Needed tower hieght			30m			
Boundary wall needed	One side:		2 sides:		3 sides:	4 sides: ye
Boundary wall length	15		15		15	15
Guardroom needed	Yes:					
Toilet/Washroom	Yes:					
Wall Fence needed						
RT site						
Building type						
No of floors						
Building hieght						
RT available area						
Location photo record	General view		Panaromic (45°) 8 photos		Access Direction 3Phs	
Surveyed by:						

Comments:

Transmission Final Specification

SITE	HEL092	CAND	1			TYPE	30m Self-Support Tower
ADRESSE	Disho, Helmand						
NAME	Mirabad- mountin						
GPS COORDINATE	Lat	30.425141			Long	63.569251	
DATE							

DISTANT SITE NAME	TX	RX	VLAN	ANTENNA SIZE	BEARING	Distance(Km)	HEIGHT OF ANTENNA IN TOWER	
HEL102				1.8	66	50	20m	
HEL104				2.4	251	62	23m	

HORIZONTAL VIEW PLAN 1

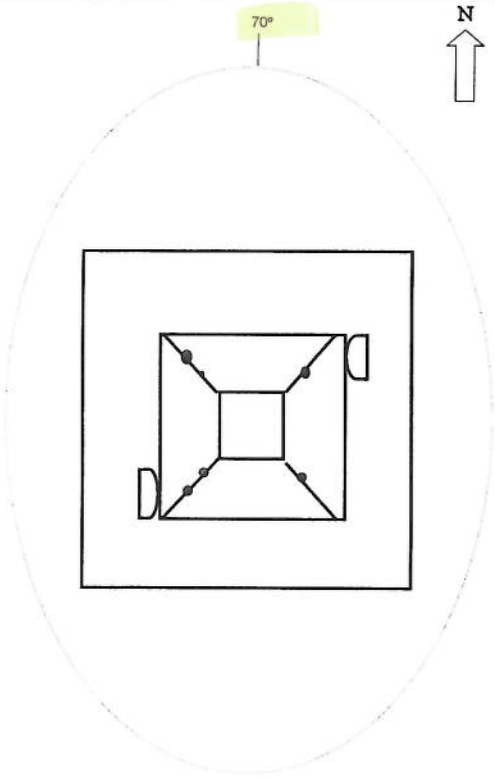

VERTICAL VIEW PLAN 1

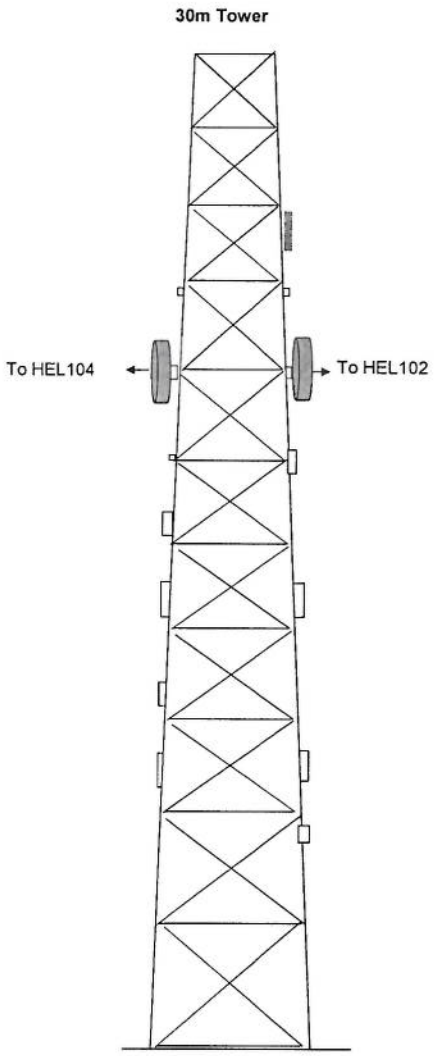

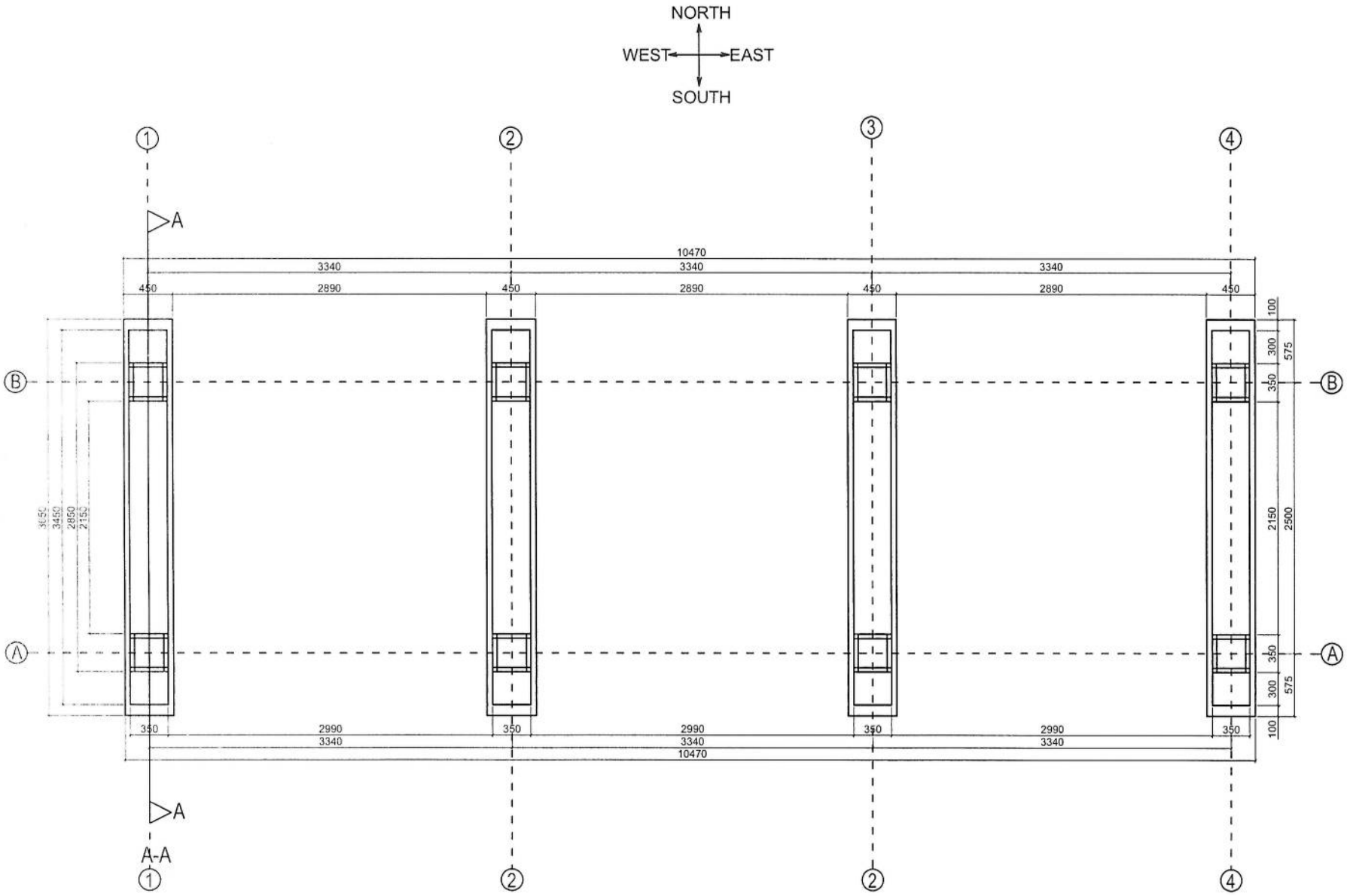

Foundation Plan

01 SOLAR FOUNDATON PLAN

03 REF. A101 SCALE: 1:500

REVISION RECORDS ثبت تعدیلات		
REVISION NO شماره تعدیل	DATE تاریخ	DESCRIPTION تشریحات

LEGEND: علایم:

PROJECT TITLE / NO:
GSM SITES
عنوان پروژه:
سایت های جی اس ام

DRAWING TITLE:
SOLAR FOUNDATION PLAN
پلان تهداب سولر

DRAWN BY: ترسیم:
CIVIL TEAM

CHECKED BY: کنترول:

APPROVED BY: منظوری:

SCALE: مقیاس:
1:500

ACTUAL DATE:
13 /04/ 2025

ISSUE DATE:

DRG.NO: 01

OWNER: مشتری پروژه:
AFGHAN TELECOM

سلام Salaam Telecomunication Company
KABUL
AFGHANISTAN

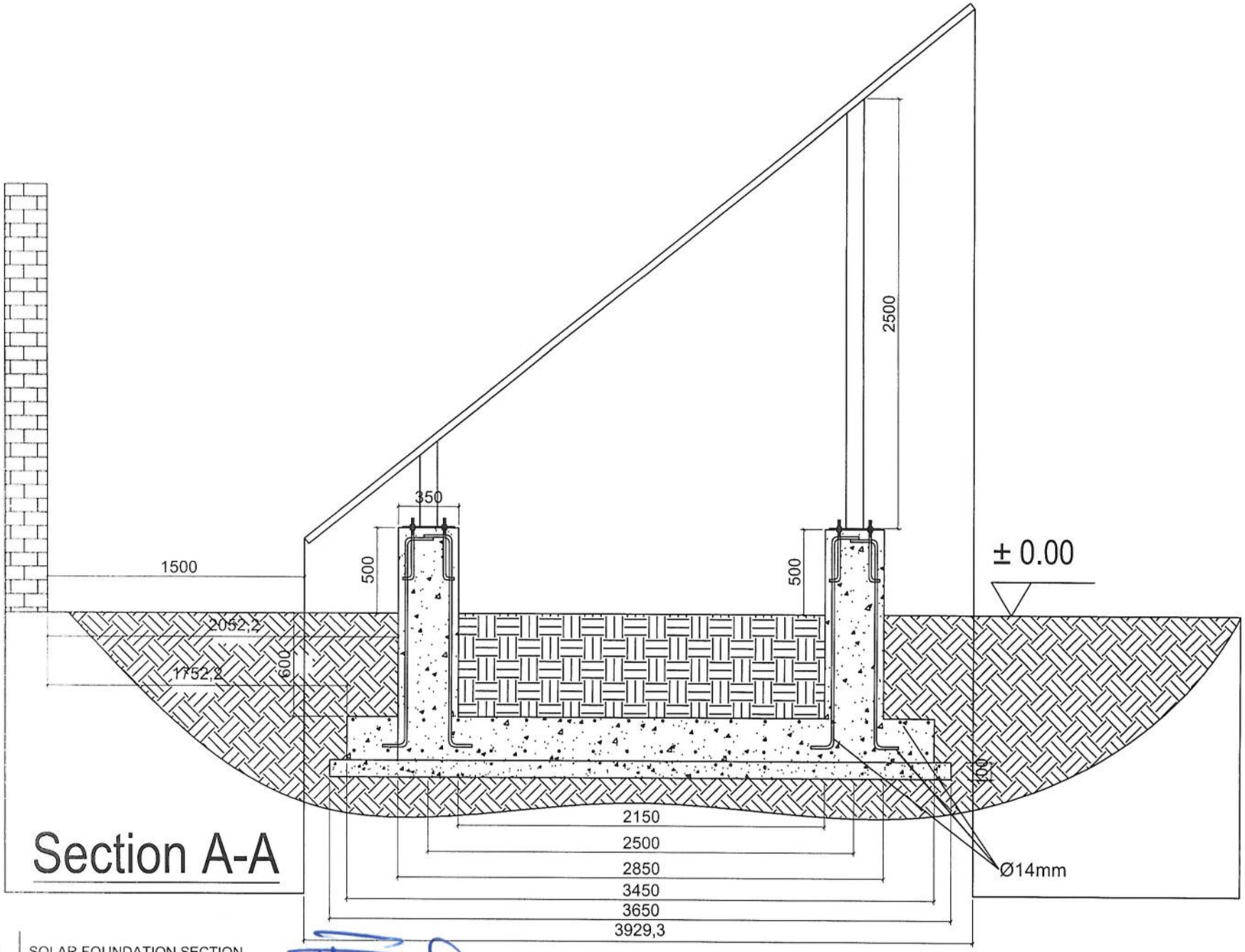

Section A-A

02 SOLAR FOUNDATION SECTION

03 REF. A201 SCALE: 1:300

REVISION RECORDS ثبت تعدیلات		
REVISION NO شماره تعدیل	DATE تاریخ	DESCRIPTION تشریحات

LEGEND: علایم:

PROJECT TITLE / NO:
GSM SITES
عنوان پروژه:
سایت های جی اس ام

DRAWING TITLE:
SOLAR FOUNDATION SECTION
قطع تهداب سولر

DRAWN BY: ترسیم:
CIVIL TEAM

CHECKED BY: کنترول:

APPROVED BY: منظوری:

SCALE: مقیاس:
1:500

ACTUAL DATE:
13 /04/ 2025

ISSUE DATE:

DRG.NO: 02

OWNER: مالک پروژه:
AFGHAN TELECOM

سلام Salaam Telecomunication Company
KABUL
AFGHANISTAN

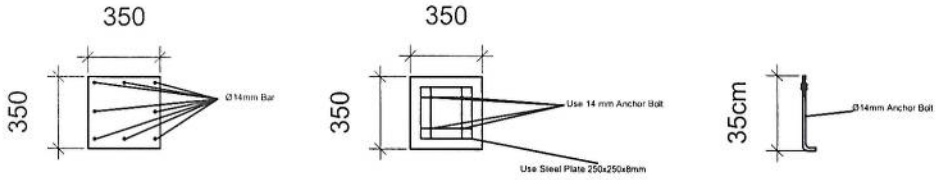

Column Detail

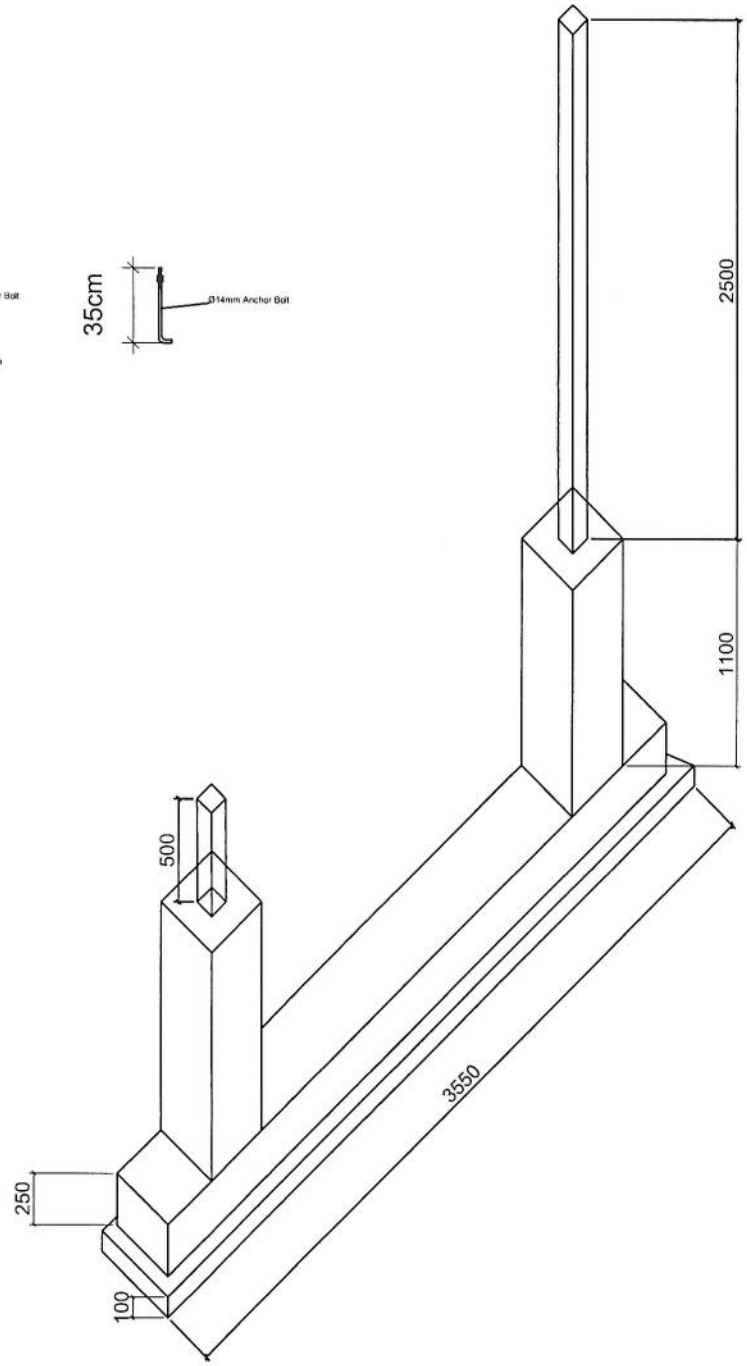

Foundation Isometric Plan

03	Soler fomdation Isometric & Cloumn Detail
03	REF. A202 SCALE: 1:350

REVISION RECORDS ثبت تعدیلات		
REVISION NO شماره تعدیل	DATE تاریخ	DESCRIPTION تشریحات

LEGEND: علایم:

PROJECT TITLE / NO:
GSM SITES
عنوان پروژه:
سایت های جی اس ام

DRAWING TITLE:
SOLAR SYSTEM SECTION
قطع سولر

DRAWN BY: ترسیم:
CIVIL TEAM

CHECKED BY: کنترول:

APPROVED BY: منظوری:

SCALE: مقیاس:
1:350

ACTUAL DATE: 13 /04/ 2025
ISSUE DATE:
DRG.NO: 03

OWNER: مالک پروژه:
AFGHAN TELECOM

سلام Salaam Telecomunication Company
KABUL
AFGHANISTAN

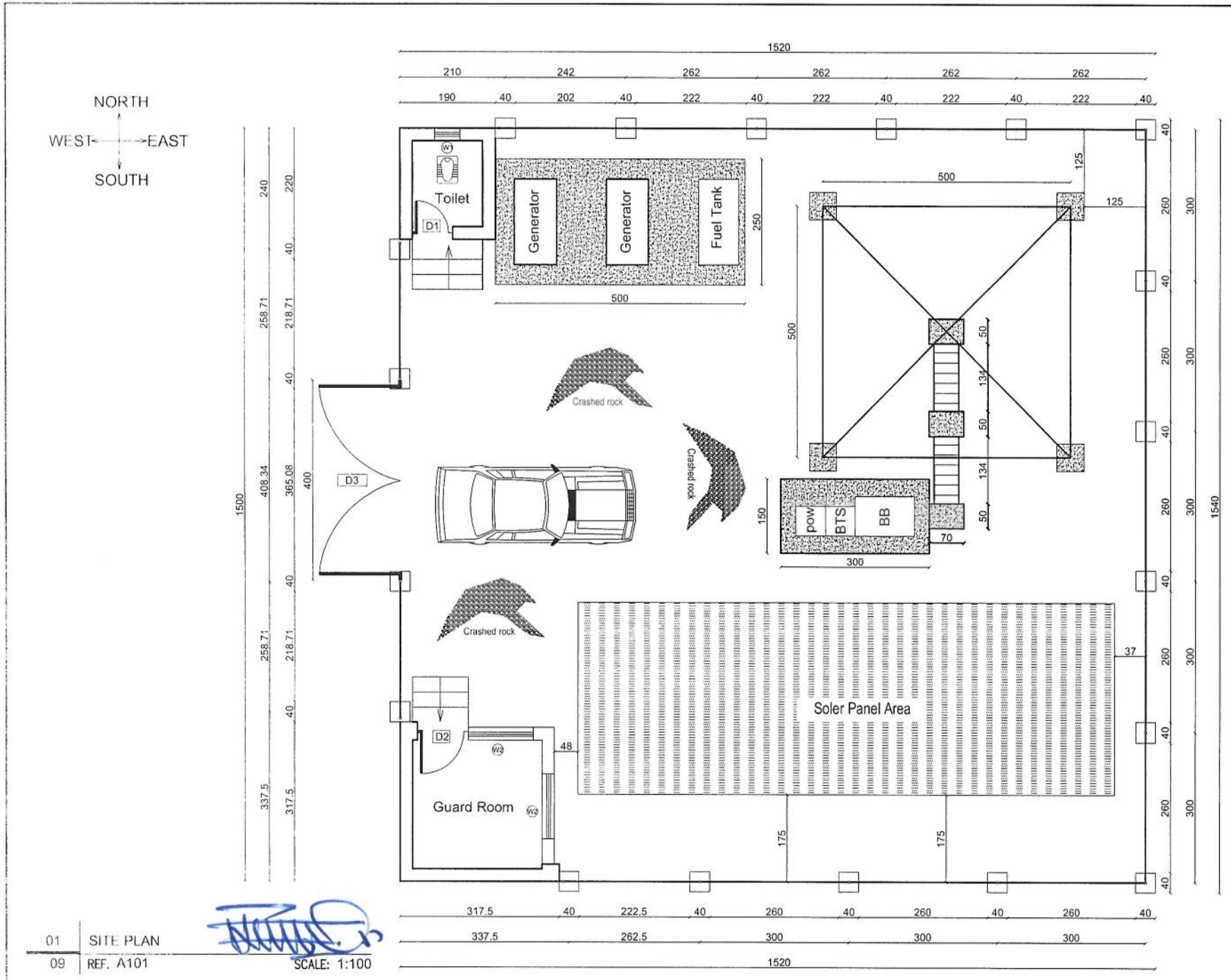

01 SITE PLAN

09 REF. A101

SCALE: 1:100

REVISION RECORDS ثبت تعدیلات		
REVISION NO شماره تعدیل	DATE تاریخ	DESCRIPTION تشریحات

LEGEND: علایم:

- CRASHED ROCK — جمل
- PCC — شعه کانکریت
- W1 WINDOWS TYPE 1 — کنکیس نوع اول
- W2 WINDOWS TYPE 2 — کنکیس نوع دوم
- D1 DOOR TYPE 1 — دروازه نوع اول
- D2 DOOR TYPE 2 — دروازه نوع دوم
- D3 DOOR TYPE 3 — دروازه نوع سوم

PROJECT TITLE / NO:
GSM SITES
عنوان پروژه:
سایت های جی اس ام

DRAWING TITLE:
SITE PLAN WITH FENCE WALL
پلان موقعیت با احاطه فینس

DRAWN BY: ترسیم:
CIVIL TEAM

CHECKED BY: کنترول:

APPROVED BY: منظوری:

SCALE: مقیاس:
1:100

ACTUAL DATE:
23 /02/ 2025

ISSUE DATE:

DRG.NO: 01

OWNER: مالک پروژه:
AFGHAN TELECOM

سلام Salaam Telecomunication Company
KABUL
AFGHANISTAN

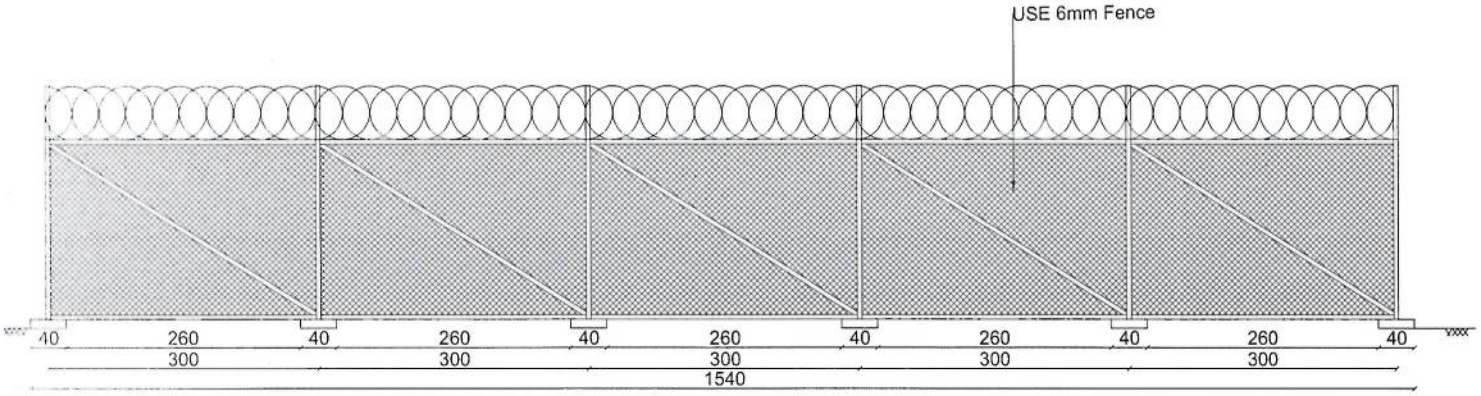

EAST ELEVATION

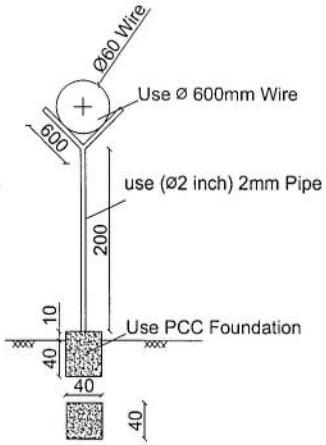

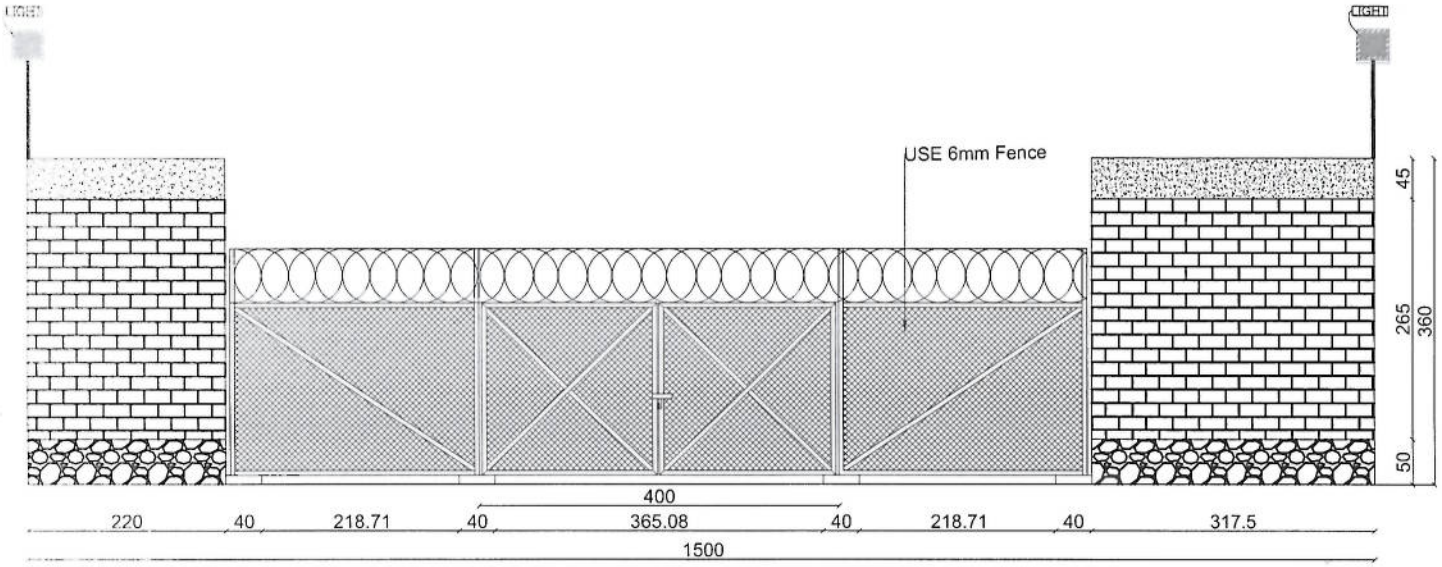

WEST ELEVATION

02	WALL ELEVATIONS & DETAILS
09	REF. A102 SCALE: 1:100

REVISION RECORDS
ثبت تعدیلات

REVISION NO شماره تعدیل	DATE تاریخ	DESCRIPTION تشریحات

LEGEND: علایم:

- BRICK FIRED — خشت پخته
- STONE MASONRY — سنگ کاری
- PCC (PLASTER) — شفته کنکریت
- RAZOR WIRE — سیم خاردار
- LIGHT — روشنی دار

PROJECT TITLE / NO:
GSM SITES
عنوان پروژه:
سایت های جی اس ام

DRAWING TITLE:
FENCE WALL ELEVATIONS & DETAILS
نما های فینس احاطوی با جزییات آن

DRAWN BY: ترسیم:
CIVIL TEAM

CHECKED BY: کنترول:

APPROVED BY: منظوری:

SCALE: مقیاس:
1:100

ACTUAL DATE:
23 /02/ 2025

ISSUE DATE:

DRG.NO: 02

OWNER: مالک پروژه:
AFGHAN TELECOM

سلام Salaam Telecomunication Company
KABUL
AFGHANISTAN

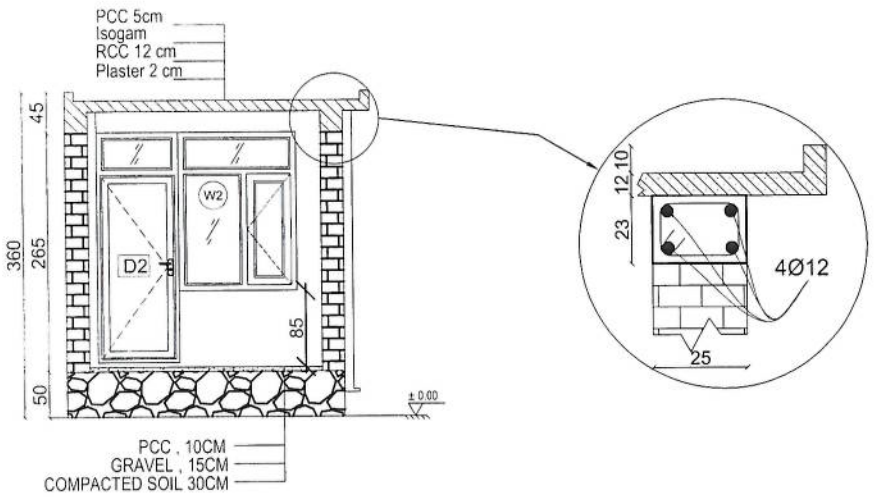

Section AA

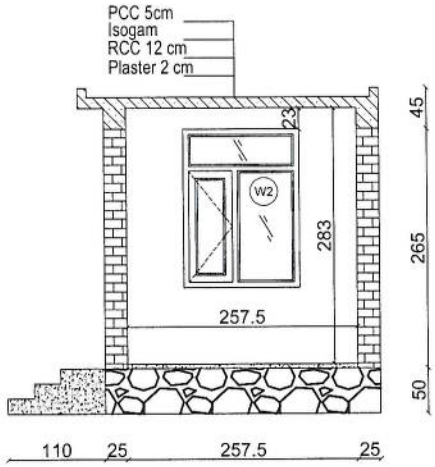

Section B-B

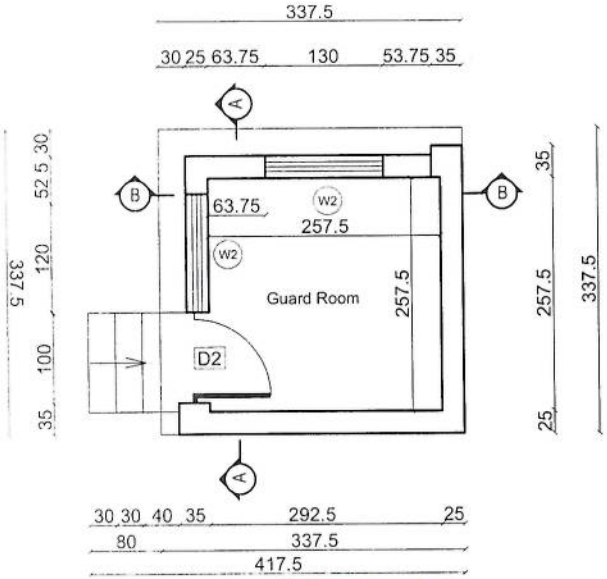

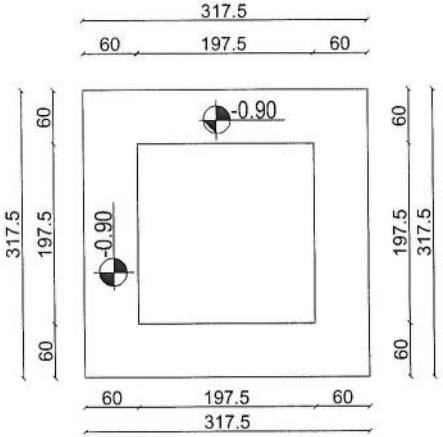

Excavation of Foundation

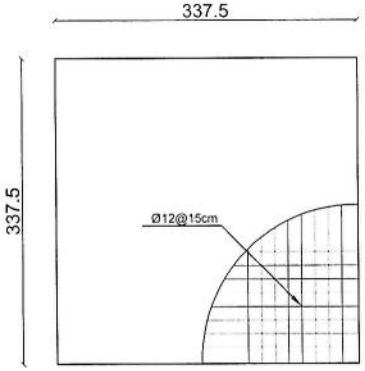

Rebar details of GR roof

03 GUARD ROOM

09 REF. A103 SCALE: 1:75

REVISION RECORDS ثبت تعدیلات		
REVISION NO شماره تعدیل	DATE تاریخ	DESCRIPTION تشریحات

LEGEND: علایم:

- BRICK FIRED خشت پخته
- STONE MASONRY سنگ کاری
- PCC (PLASTER) شفه کنکریت
- EARTH زمین خاکی
- RCC کنکریت مسلح
- ±0.00 EXCAVATED DEPTH عمق کندکاری
- W1 WINDOWS TYPE 1 کنکیس نوع اول
- W2 WINDOWS TYPE 2 کنکیس نوع دو
- D1 DOOR TYPE 1 دروازه نوع اول
- D2 DOOR TYPE 2 دروازه نوع دو

PROJECT TITLE / NO: عنوان پروژه:
GSM SITES
سایت های جی اس ام

DRAWING TITLE:
GUARD ROOM
اطاق محافظ

DRAWN BY: ترسیم:
CIVIL TEAM

CHECKED BY: کنترول:

APPROVED BY: منظوری:

SCALE: مقیاس:
1:75

ACTUAL DATE: 23 /02/ 2025
ISSUE DATE:
DRG.NO: 03

OWNER: مالک پروژه:
AFGHAN TELECOM

سلام Salaam Telecomunication Company
KABUL
AFGHANISTAN

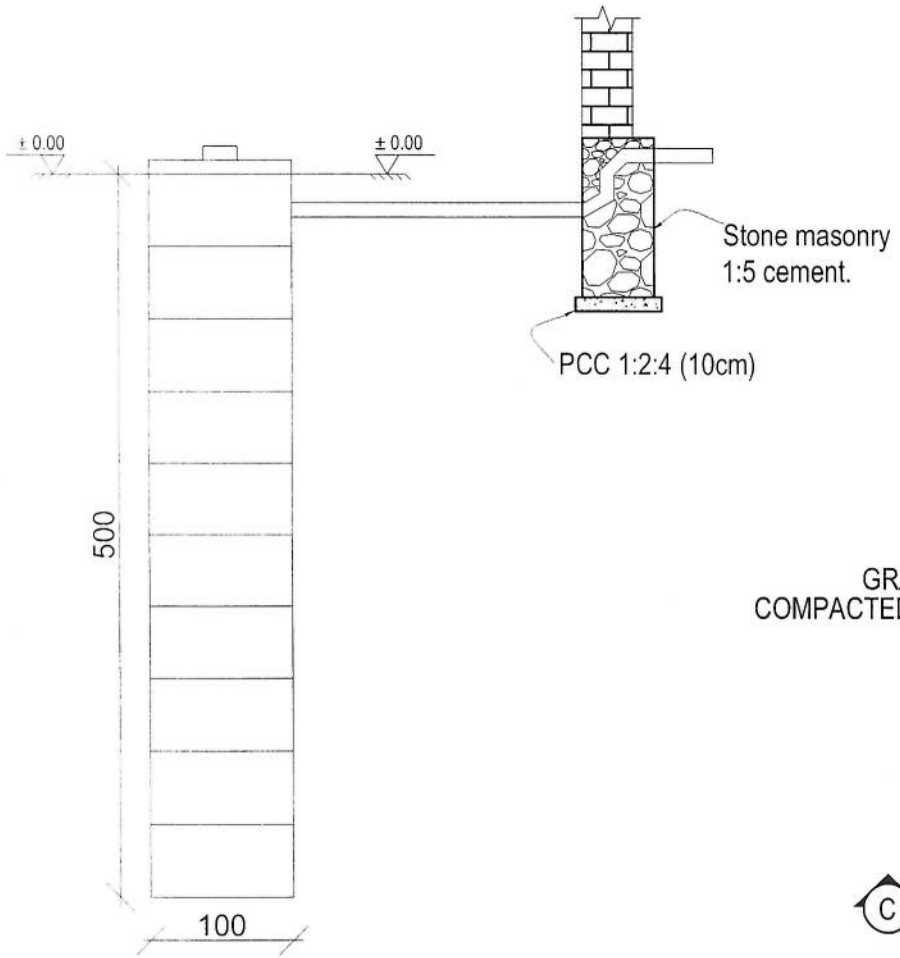

Well for toilet

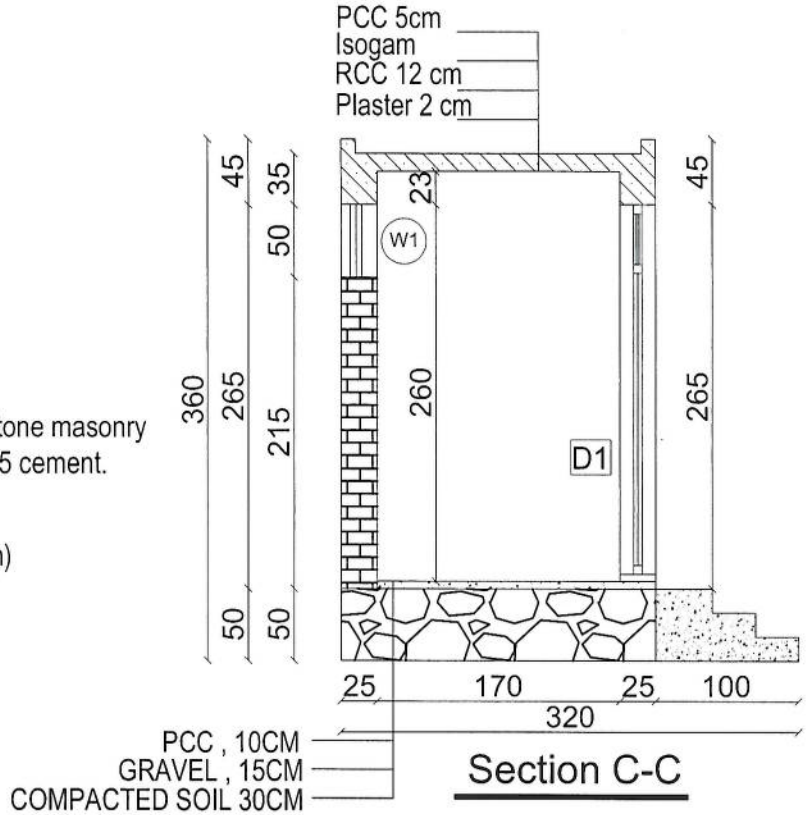

Section C-C

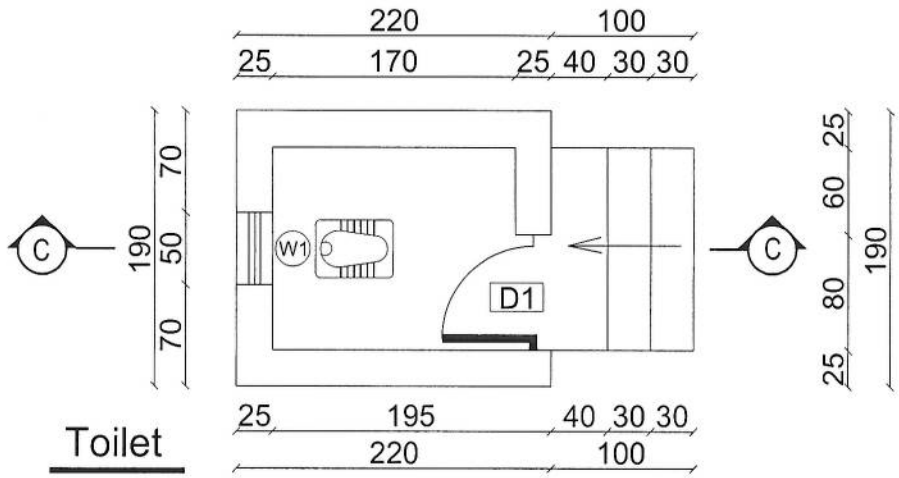

Toilet

04 TOILET
09 REF. A104
SCALE: 1:50

REVISION RECORDS
ثبت تعدیلات

REVISION NO شماره تعدیل	DATE تاریخ	DESCRIPTION تشریحات

LEGEND: علایم:

- BRICK FIRED خشت پخته
- STONE MASONRY سنگ کاری
- PCC شفته کانکریت
- W1 WINDOWS TYPE 1 کلکین نوع اول
- D1 DOOR TYPE 1 دروازه نوع اول
- ± 0.00 GROUND LEVEL سطح صفر

PROJECT TITLE / NO:
GSM SITES
عنوان پروژه:
سایت های جی اس ام

DRAWING TITLE:
TOILET
تشناب

DRAWN BY: ترسیم:
CIVIL TEAM

CHECKED BY: کنترول:

APPROVED BY: منظوری:

SCALE: مقیاس:
1:50

ACTUAL DATE:
23 /02/ 2025
ISSUE DATE:
DRG.NO: 04

OWNER: مالک پروژه:
AFGHAN TELECOM

Salaam Telecomunication Company
KABUL
AFGHANISTAN

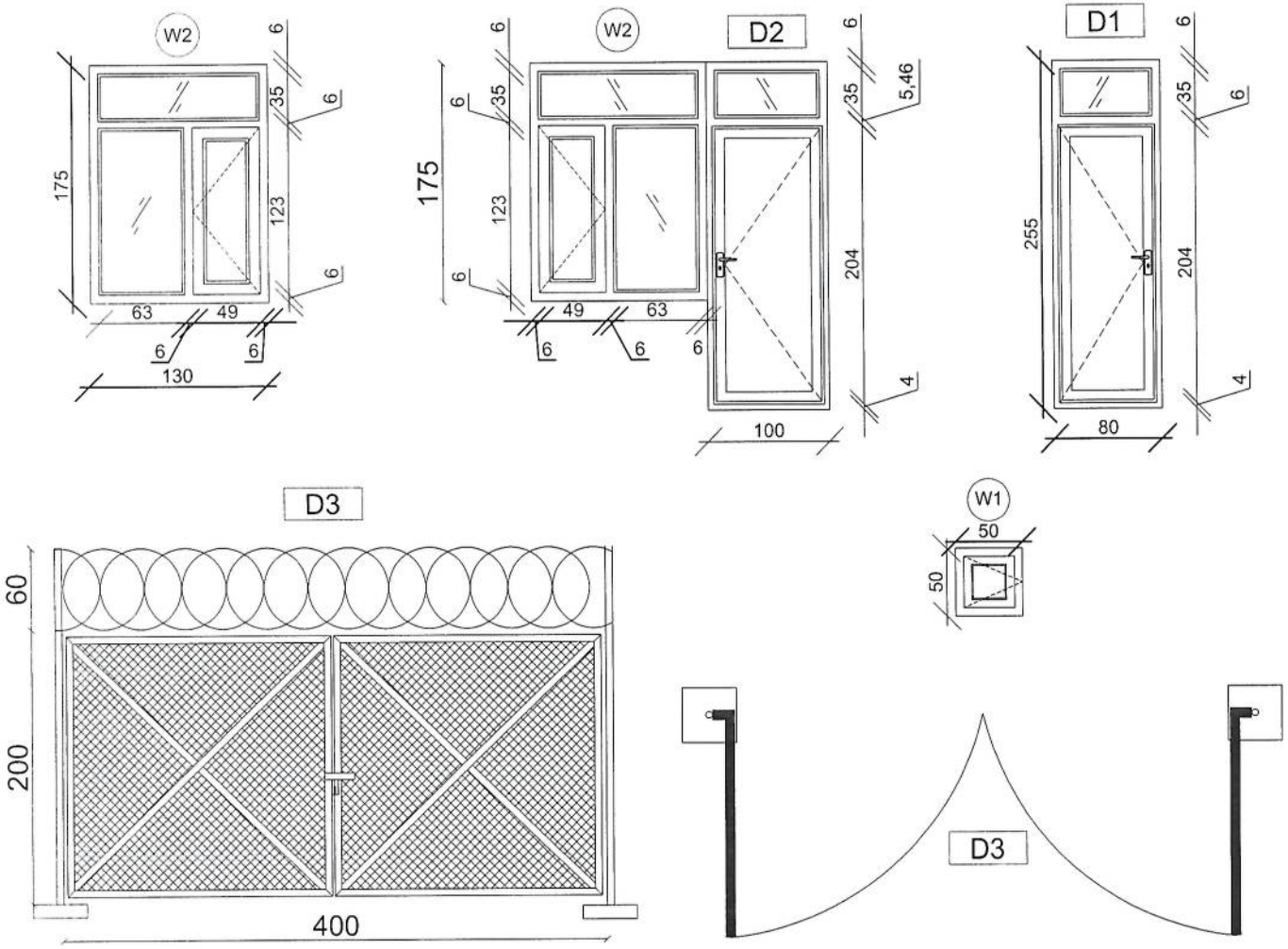

05	DOORS & WINDOWS DETAILS
09	REF. A105 SCALE: 1:50

REVISION RECORDS
ثبت تعدیلات

REVISION NO شماره تعدیل	DATE تاریخ	DESCRIPTION تشریحات

LEGEND: علایم:

- BRICK FIRED — خشت پخته
- W1 — WINDOWS TYPE 1 — کلکین نوع اول
- W2 — WINDOWS TYPE 2 — کلکین نوع دوم
- D1 — DOOR TYPE 1 — دروازه نوع اول
- D2 — DOOR TYPE 2 — دروازه نوع دوم
- D3 — DOOR TYPE 3 — دروازه نوع سوم

PROJECT TITLE / NO:
GSM SITES
عنوان پروژه:
سایت های جی اس ام

DRAWING TITLE:
DOORS & WINDOWS DETAILS
مشخصات دروازه و کلکین

DRAWN BY: ترسیم:
CIVIL TEAM

CHECKED BY: کنترول:

APPROVED BY: منظوری:

SCALE: مقیاس: 1:50

ACTUAL DATE: 23 /02/ 2025

ISSUE DATE:

DRG.NO: 05

OWNER: مالک پروژه:
AFGHAN TELECOM

سلام Salaam Telecomunication Company
KABUL
AFGHANISTAN

Notes:

1. The foundation is adopts reinforced concrete,
the concrete is M20; (M20:compressive strength is 20N/mm2);
the foundation lays on a 10cm thick crush stone pad;
2. Ø12: mild steel,rebars strength 210N/mm2
3. minimum concrete cover for rebar is 3.5cm,
4. All units are in cm
5.All edges of the Slab should be curve

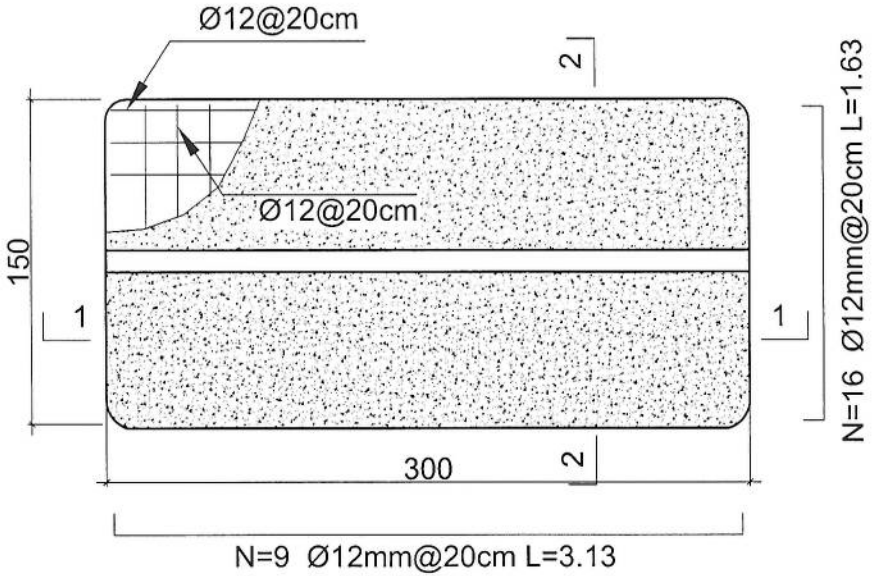

Outdoor BTS Foundation

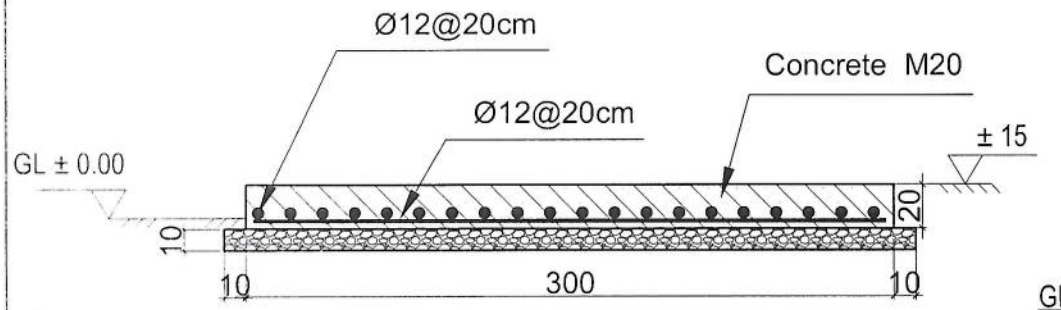

1-1 section

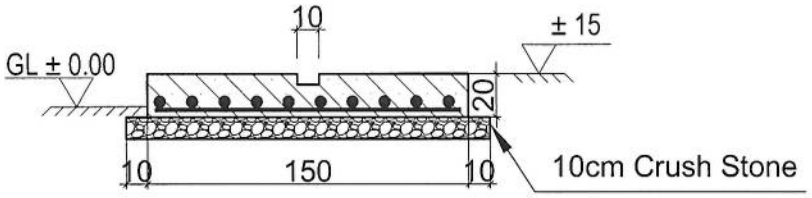

2-2 section

06	ZTE OUTDOOR BTS FOUNDATION
09	REF. A106 SCALE: 1:25

REVISION RECORDS
ثبت تعدیلات

REVISION NO شماره تعدیل	DATE تاریخ	DESCRIPTION تشریحات

LEGEND: علایم:

- CRASHED ROCK سنگ
- PCC (PLASTER) شمه کانکریت
- RCC کانکریت مسلح
- ± 0.00 GROUND LEVEL سطح مبنی

PROJECT TITLE / NO:
GSM SITES
عنوان پروژه:
سایت های جی اس ام

DRAWING TITLE:
ZTE OUTDOOR BTS FOUNDATION
BTS تهداب

DRAWN BY: ترسیم:
CIVIL TEAM

CHECKED BY: کنترول:

APPROVED BY: منظوری:

SCALE: مقیاس:
1:25

ACTUAL DATE:
23 /02/ 2025
ISSUE DATE:
DRG.NO: 06

OWNER: مالک پروژه:
AFGHAN TELECOM

سلام Salaam Telecomunication Company
KABUL
AFGHANISTAN

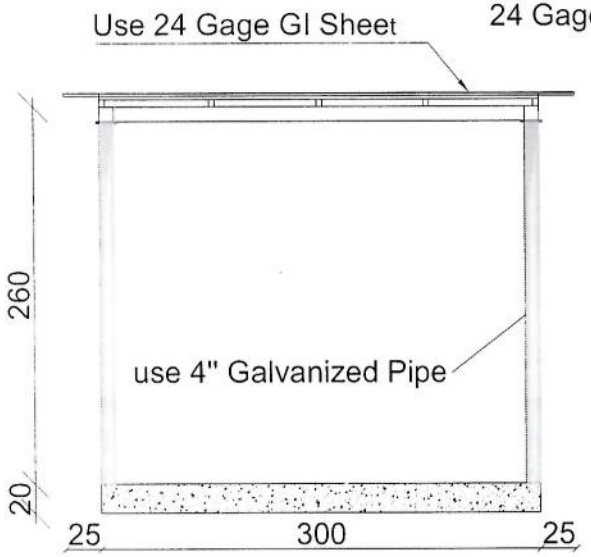

Section BB

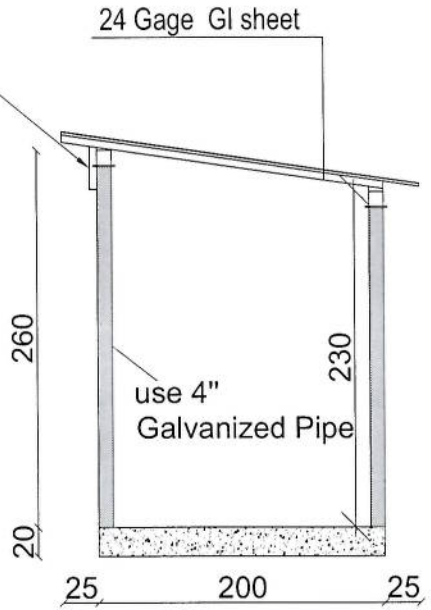

Section AA

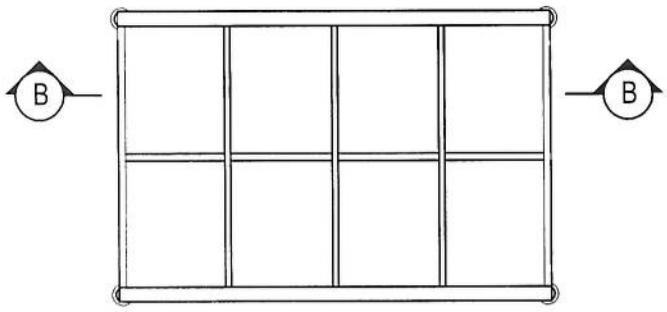

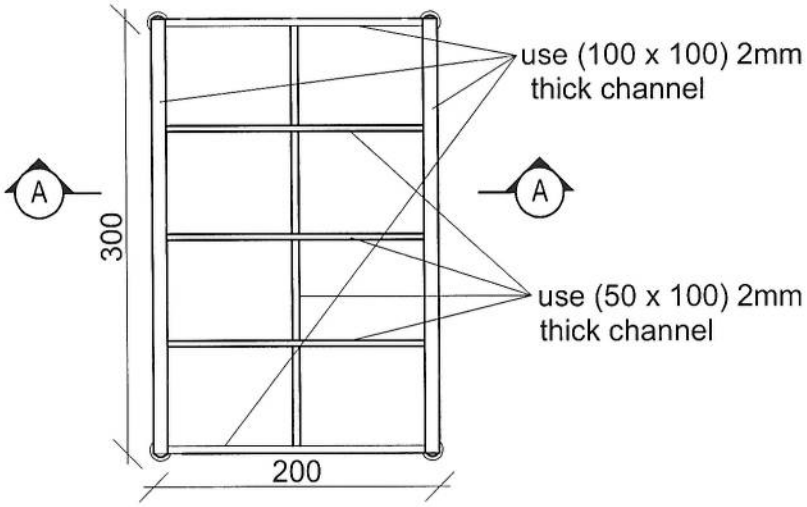

07 | SUN SHELTER FOR ZTE BTS

09 | REF. A107 SCALE: 1:50

REVISION RECORDS ثبت تعدیلات		
REVISION NO شماره تعدیل	DATE تاریخ	DESCRIPTION تشریحات

LEGEND: علایم:

CRASHED ROCK حمل

PCC شمه کانکریت

PROJECT TITLE / NO:
GSM SITES
عنوان پروژه:
سایت های جی اس ام

DRAWING TITLE:
SUN SHELTER FOR ZTE BTS
BTS سایه بان برای

DRAWN BY: ترسیم:
CIVIL TEAM

CHECKED BY: کنترول:

APPROVED BY: منظوری:

SCALE: مقیاس:
1:50

ACTUAL DATE:
23 /02/ 2025

ISSUE DATE:

DRG.NO: 07

OWNER: مالک پروژه:
AFGHAN TELECOM

سلام Salaam Telecomunication Company
KABUL
AFGHANISTAN

Notes:

1. The foundation is adopts reinforced concrete,
the concrete is C20; (C20:compressive strength is 20N/mm2);
the foundation lays on a 10cm thick crush stone pad;
2. Ø12: mild steel,rebars strength 210N/mm2
3. minimum concrete cover for rebar is 3.5cm,
4. All units are in cm
5.All edges of the Slab should be curve

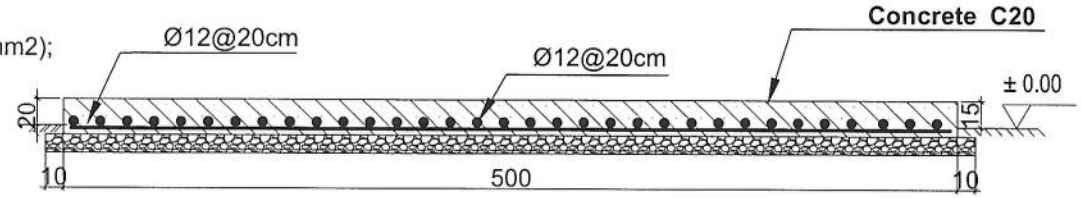

1-1 section

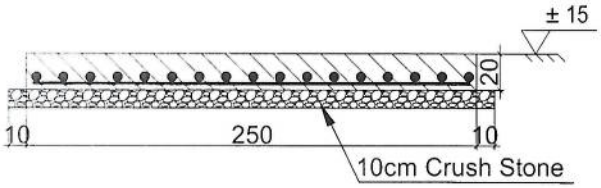

2-2 section

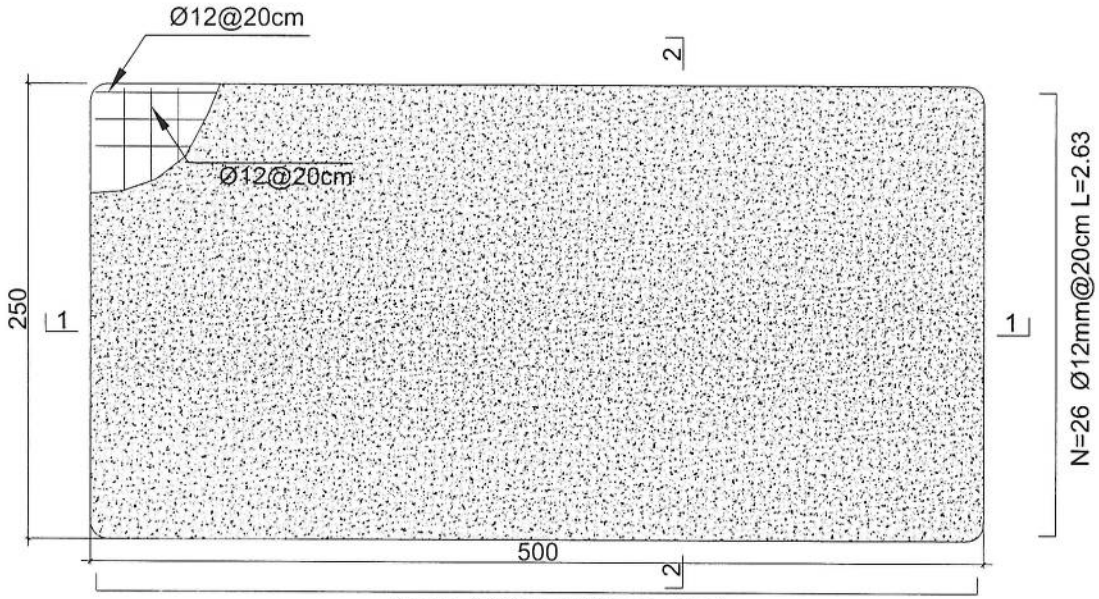

Generator Foundation

08	GENERATOR FOUNDATION	
09	REF. A108	SCALE: 1:25

REVISION RECORDS
ثبت تعدیلات

REVISION NO شماره تعدیل	DATE تاریخ	DESCRIPTION تشریحات

LEGEND: علایم:

- CRASHED ROCK سنگ
- PCC (PLASTER) شفته کنکریت
- RCC کنکریت مسلح
- ± 0.00 GROUND LEVEL سطح صفر

PROJECT TITLE / NO:
GSM SITES
عنوان پروژه:
سایت های جی اس ام

DRAWING TITLE:
GENERATOR FOUNDATION
سایت برای جنراتور

DRAWN BY: ترسیم:
CIVIL TEAM

CHECKED BY: کنترول:

APPROVED BY: منظوری:

SCALE: مقیاس:
1:25

ACTUAL DATE:
23 /02/ 2025
ISSUE DATE:

DRG.NO: 08

OWNER: مالک پروژه:
AFGHAN TELECOM

سلام Salaam Telecomunication Company
KABUL
AFGHANISTAN

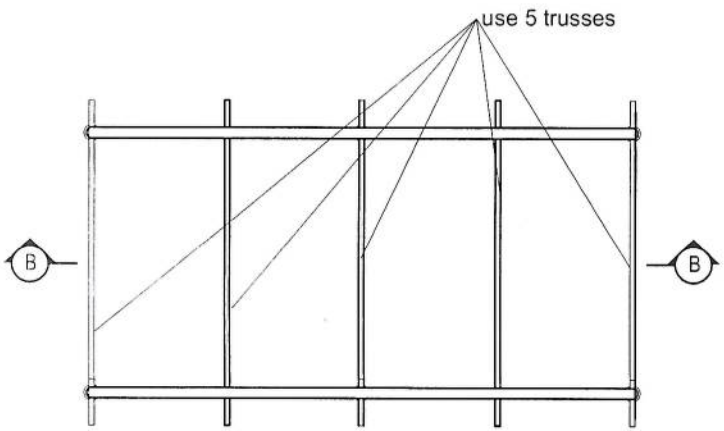

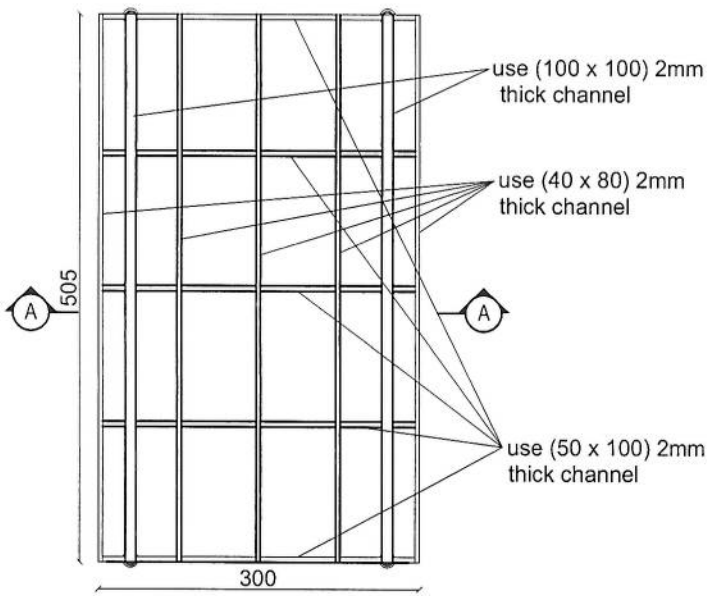

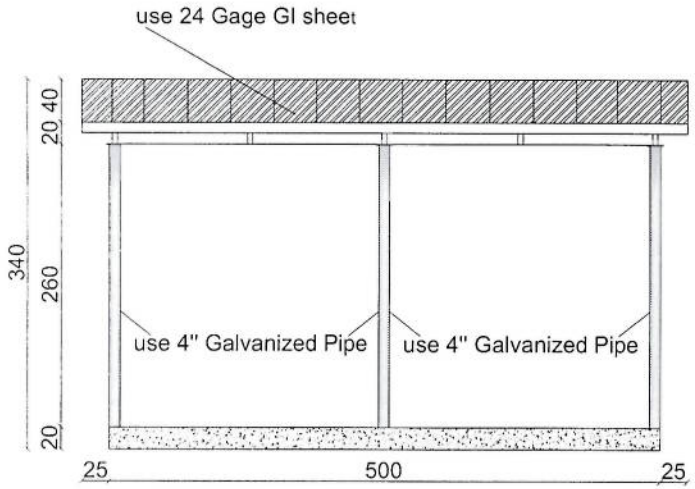

Section B-B

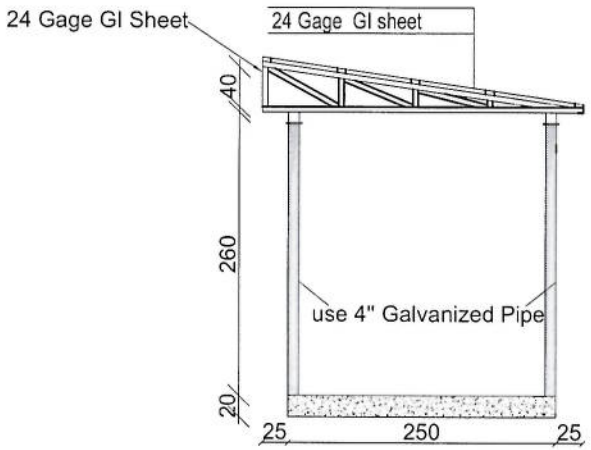

Section AA

09	SUN SHELTER FOR GENERATOR
09	REF. A109 SCALE: 1:75

REVISION RECORDS
ثبت تعدیلات

REVISION NO شماره تعدیل	DATE تاریخ	DESCRIPTION تشریحات

LEGEND: علایم:

CRASHED ROCK مدل

PCC تخته کانکریت

PROJECT TITLE / NO:
GSM SITES
عنوان پروژه:
سایت های جی اس ام

DRAWING TITLE:
SUN SHELTER FOR GENERATOR
سایه بان برای جنراتور

DRAWN BY: ترسیم:
CIVIL TEAM

CHECKED BY: کنترول:

APPROVED BY: منظوری:

SCALE: مقیاس:
1:75

ACTUAL DATE:
23 /02/ 2025

ISSUE DATE:

DRG.NO: 09

OWNER: مالک پروژه:
AFGHAN TELECOM

سلام Salaam Telecomunication Company
KABUL
AFGHANISTAN

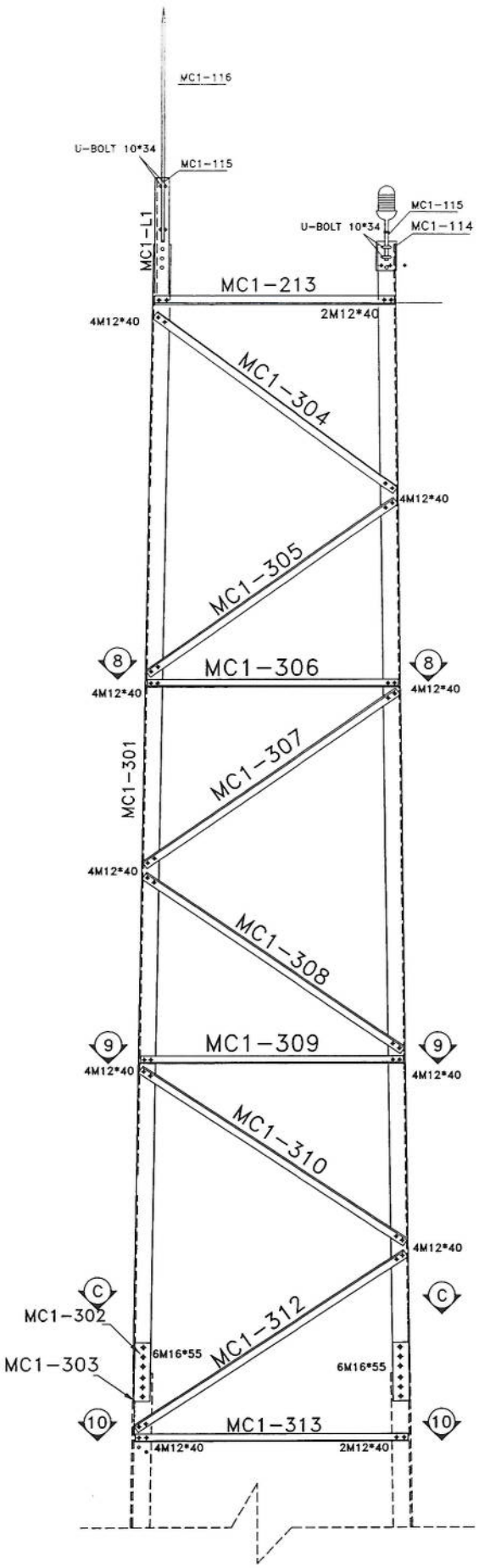

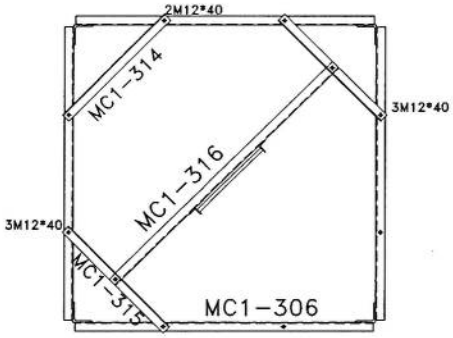

SEC. 8-8

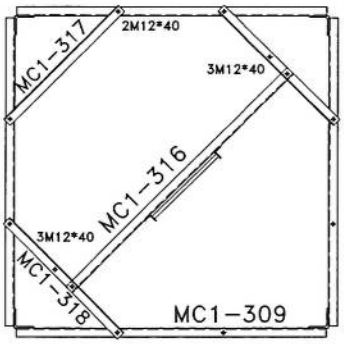

SEC. 9-9

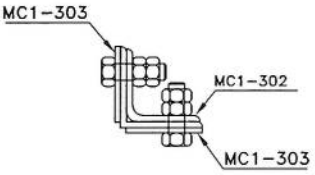

SEC. C-C

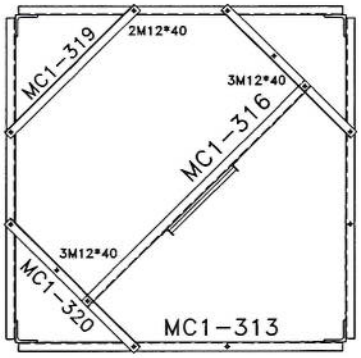

SEC. 10-10

List Of Bolts - PANEL 3	
Specification	Qty
M12*40	168
M16*55	48

Rev.	Design	Drawn	Checked	Approved	Date	Description
00	--	S.Ghadiri	--	A.Salahshour	10/13/24	-

TOWERiST

Client :

Project : AFGHAN TELECOM

Title : NB TOWER 30m
PANEL 1

Tower Type: TOWER NB

Project No.:

Scale: 1/11 | Ref. No. 00 | Sheet No. 1

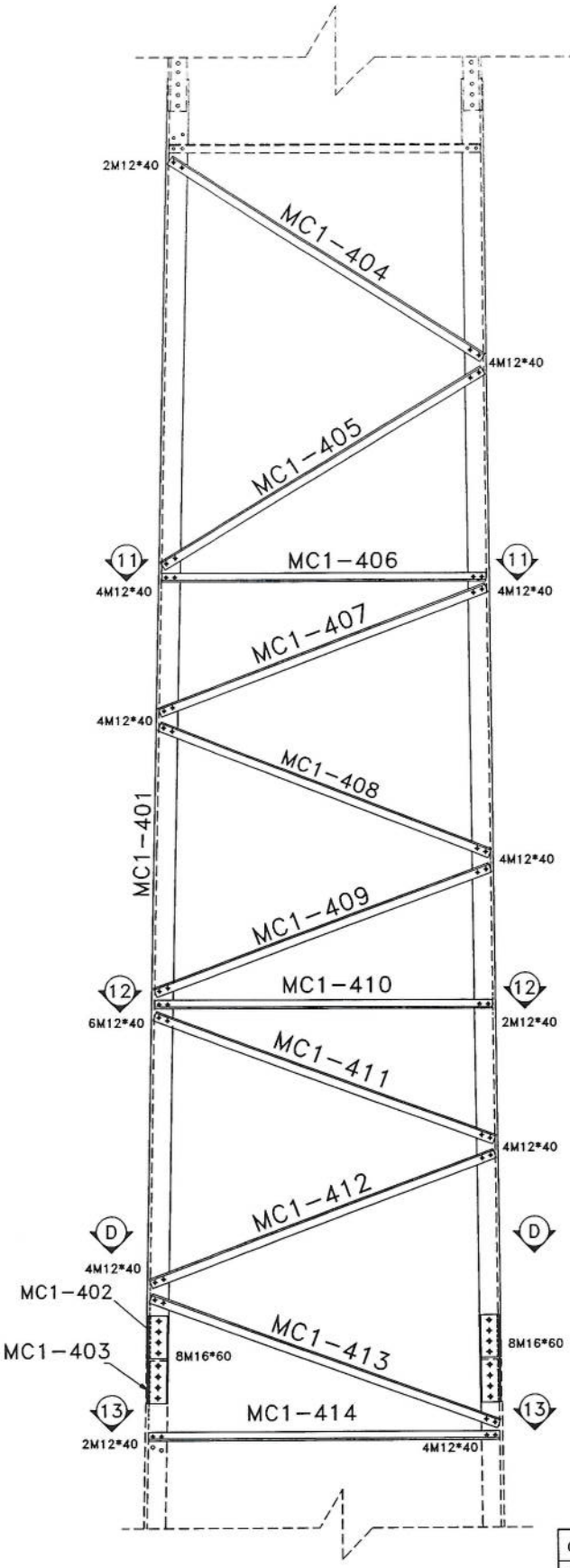

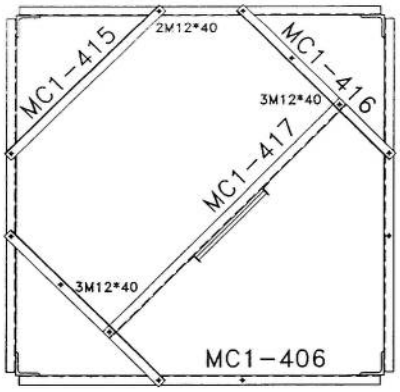

SEC. 11-11

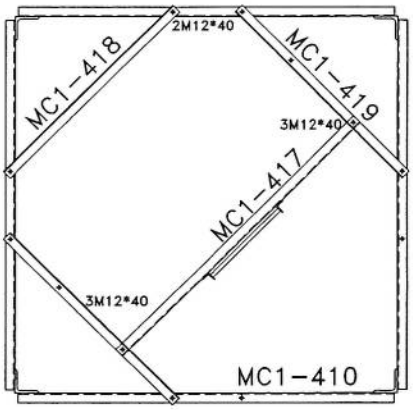

SEC. 12-12

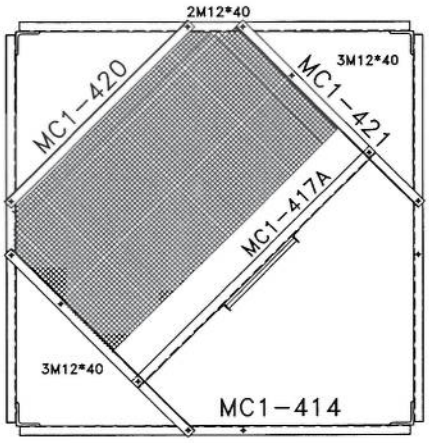

SEC. 13-13

List Of Bolts – PANEL 4	
Specification	Qty
M12*40	200
M16*60	64

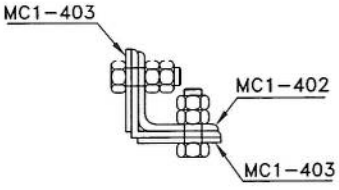

SEC. D-D

Rev.	Design	Drawn	Checked	Approved	Date	Description
02	--		--			-
01	--		--			-
00	--	S.Ghadiri	--	A.Salahshour	10/13/2024	-

TOWERiST

Tower Type: TOWER NB

Project No.:

Client :

Project : AFGHAN TELECOM

Title : NB TOWER 30m PANEL 2

Scale: 1/11 | Ref. No. 00 | Sheet No. 2

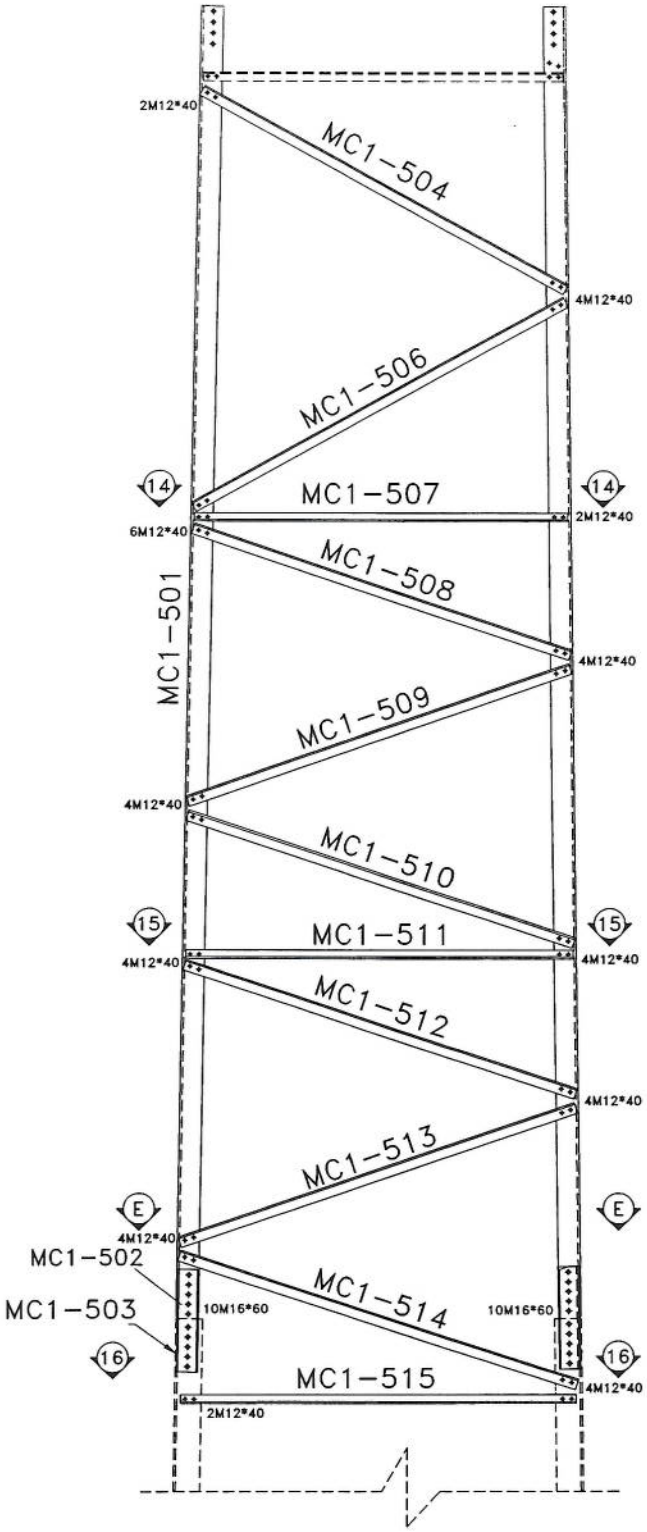

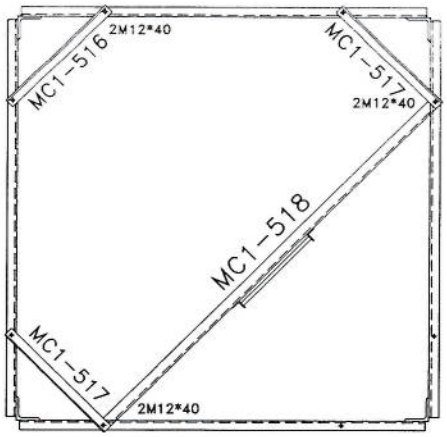

SEC. 14-14

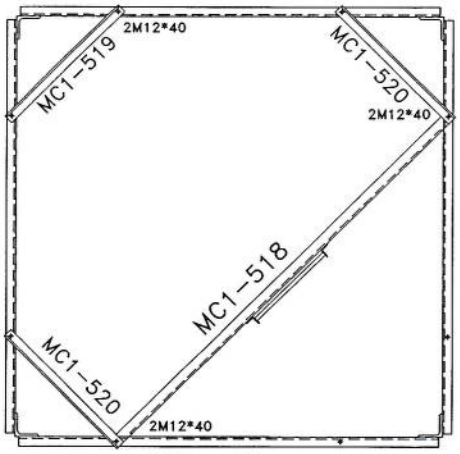

SEC. 15-15

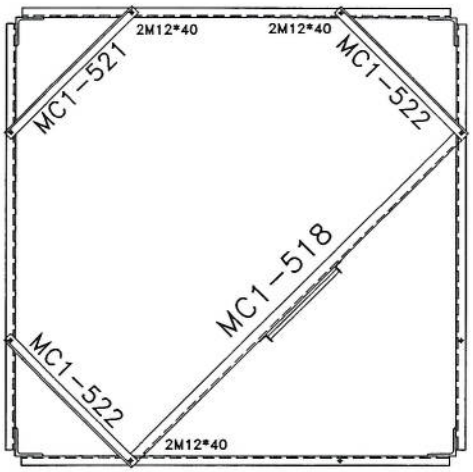

SEC. 16-16

List Of Bolts - PANEL 5	
Specification	Qty
M12*40	194
M16*60	80

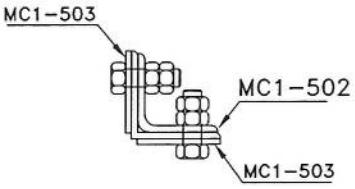

SEC. E-E

Rev.	Design	Drawn	Checked	Approved	Date	Description
02	--		--			-
01	--		--			-
00	--	S.Ghadiri	--	A.Salahshour	10/13/24	-

TOWERiST

Tower Type: TOWER NB

Client :

Project : AFGHAN TELECOM

Title : NB TOWER 30M PANEL 3

Project No.:

Scale: 1/11 | Ref. No. 00 | Sheet No. 5

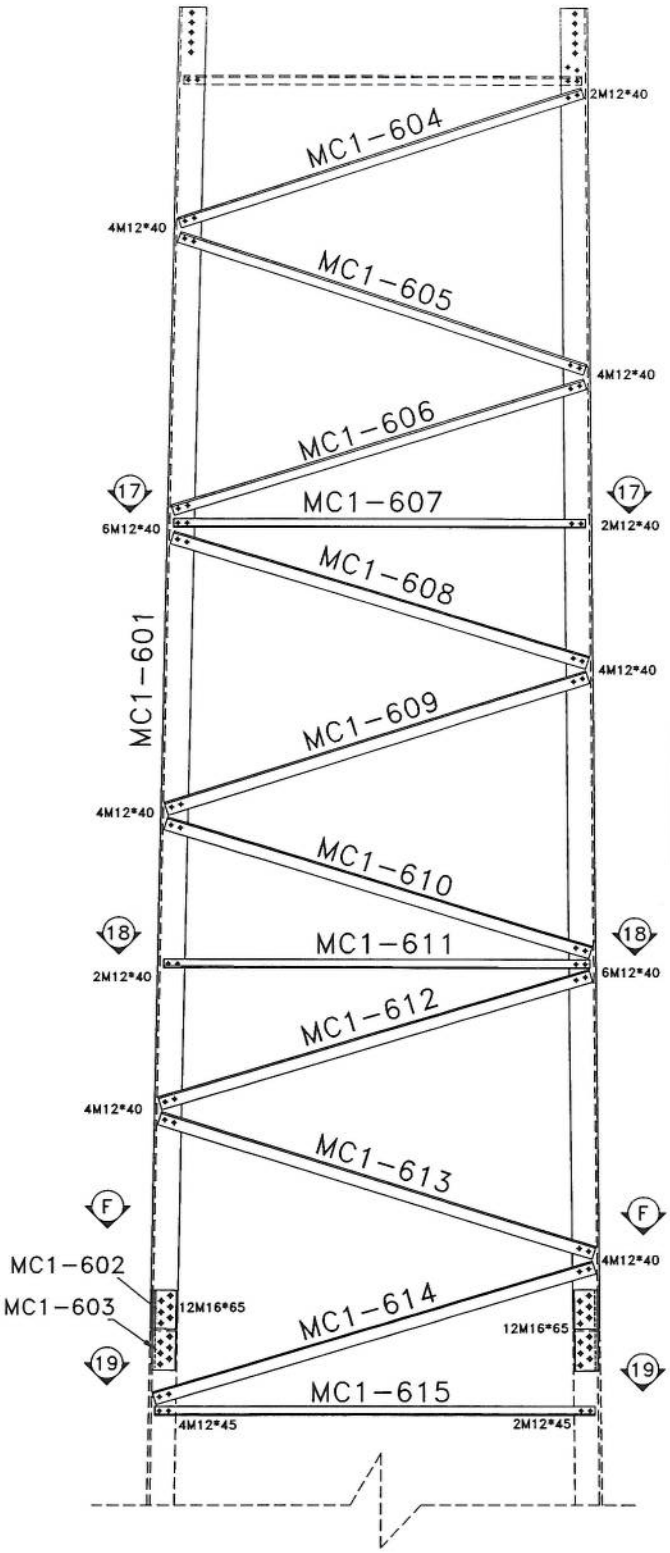

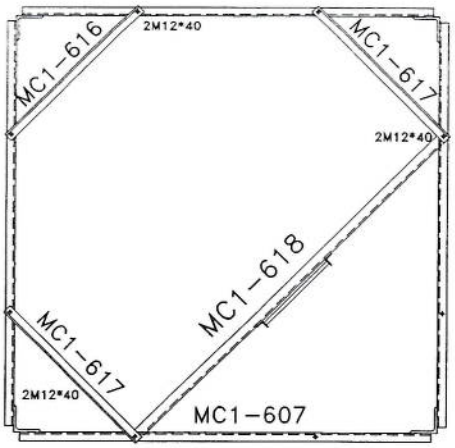

SEC. 17-17

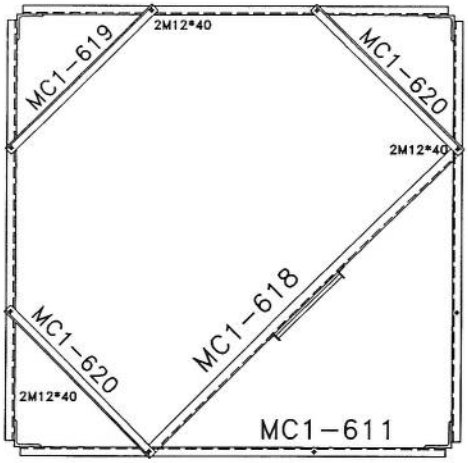

SEC. 18-18

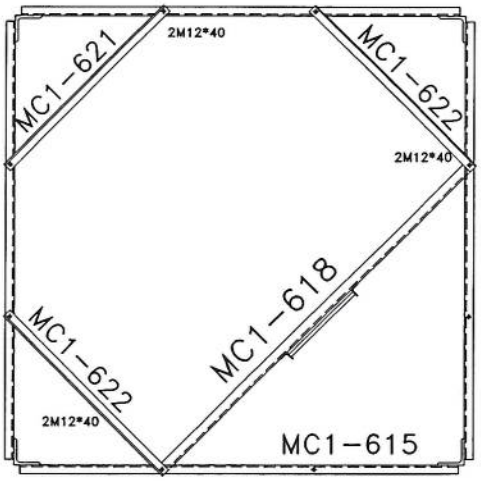

SEC. 19-19

List Of Bolts - PANEL 6	
Specification	Qty
M12*40	186
M12*45	24
M16*65	96

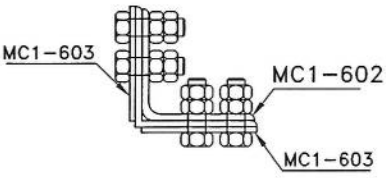

SEC. F-F

Rev.	Design	Drawn	Checked	Approved	Date	Description
02	--		--			-
01	--		--			-
00	--	S.Ghadiri	--	A.Salahshour	10/13/24	-

TOWERiST

Tower Type: TOWER NB

Client :

Project : AFGHAN TELECOM

Title : NB TOWER 30M
PANEL 4

Project No.:

Scale: 1/11 | Ref. No. 00 | Sheet No. 6

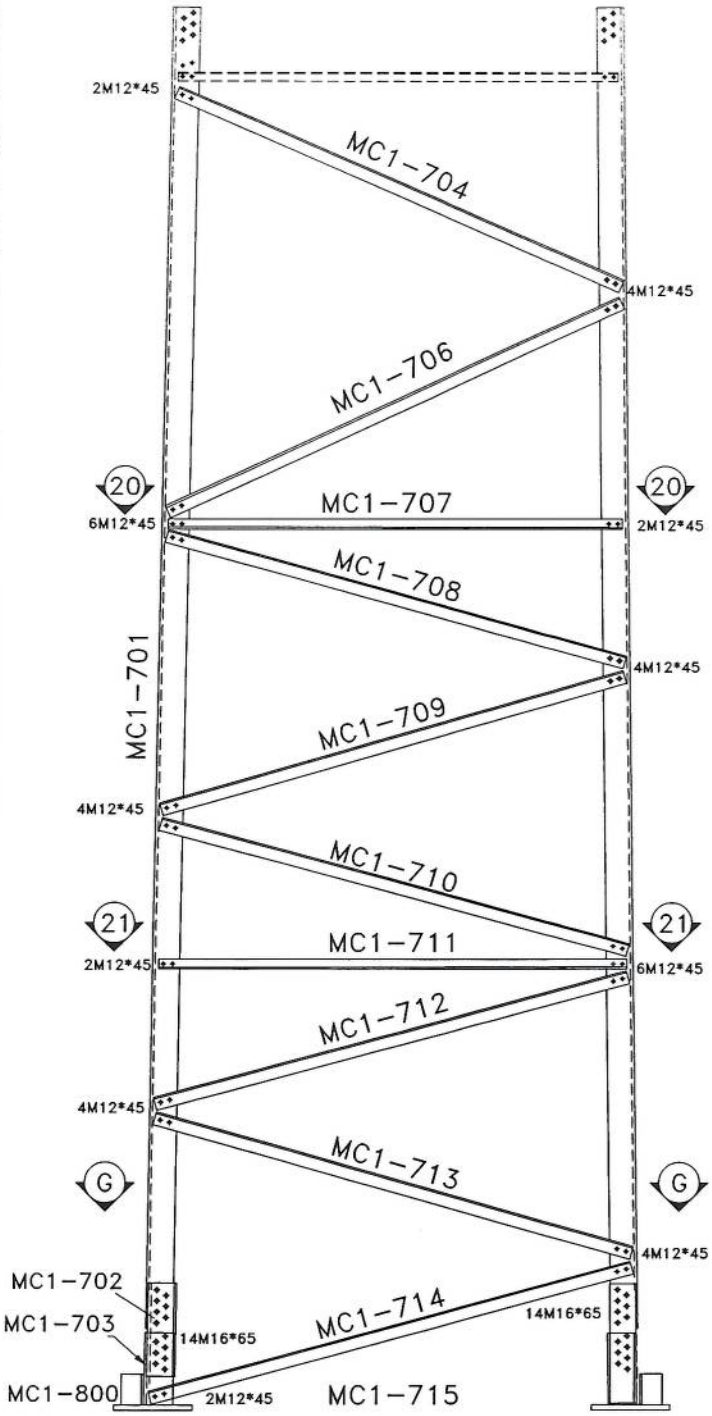

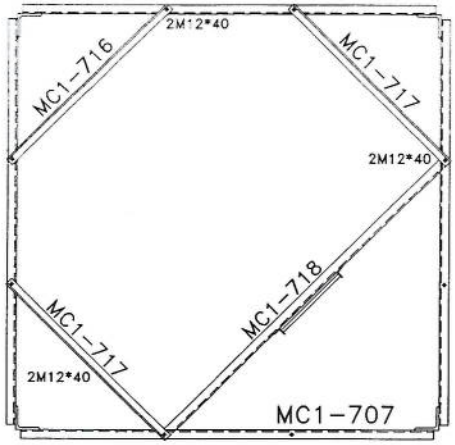

SEC. 20-20

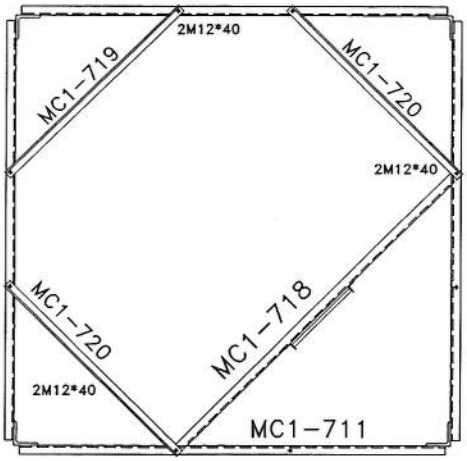

SEC. 21-21

List Of Bolts - PANEL 7	
Specification	Qty
M12*40	18
M12*45	176
M16*65	112

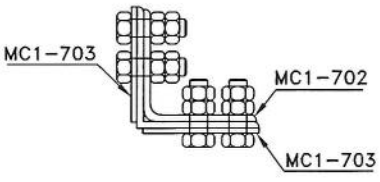

SEC. G-G

Rev.	Design	Drawn	Checked	Approved	Date	Description
02	--		--			-
01	--		--			-
00	--	S.Ghadiri	--	A.Salahshour	10/13/24	-

TOWERiST

Client :

Project : AFGHAN TELECOM

Title : NB TOWER 30M PANEL 5

Tower Type: TOWER NB

Project No.:

Scale: 1/11 | Ref. No. 00 | Sheet No. 5

BILL OF MATERIAL MW			
ASSEMBLY	POSITION	SIZE	QUANTITY
	MON-D3	PL8	2
ARM-3	MON-D1	UNP80	2
	MON-D2A	PL8	
ARM-2	MON-D4	UNP80	2
	MON-D5	PL8	
	MON-D7	PIPE115*t:3	1
BOLT	M16*300	-	8
UBOLT	M12*130	-	4

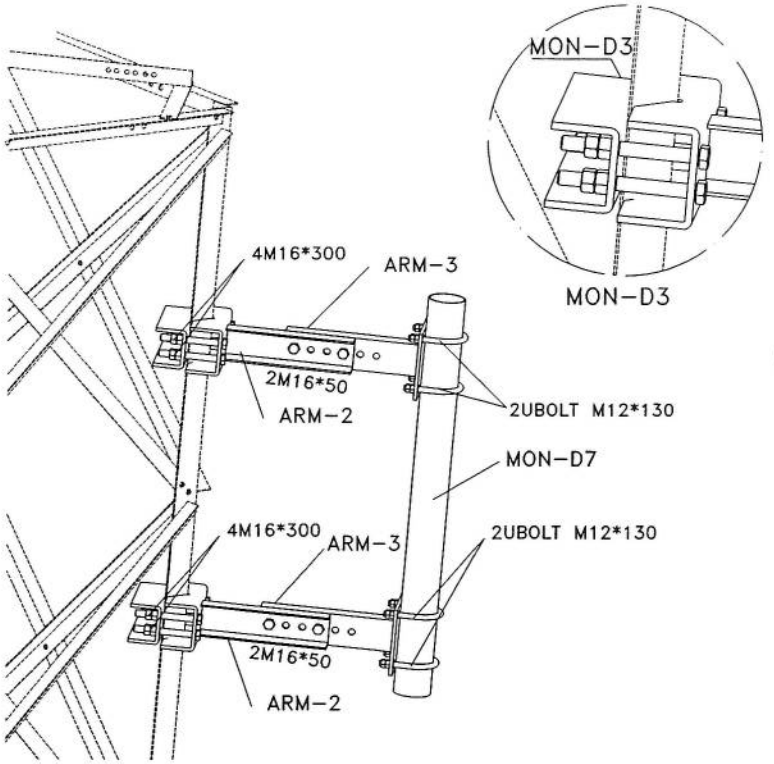

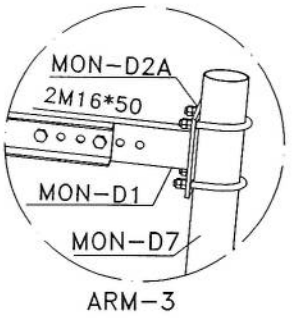

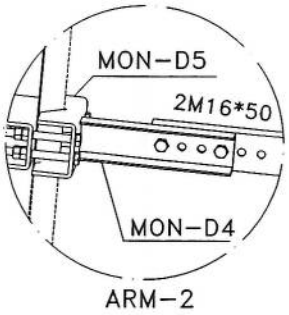

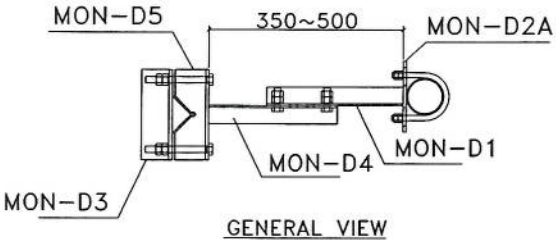

GENERAL VIEW

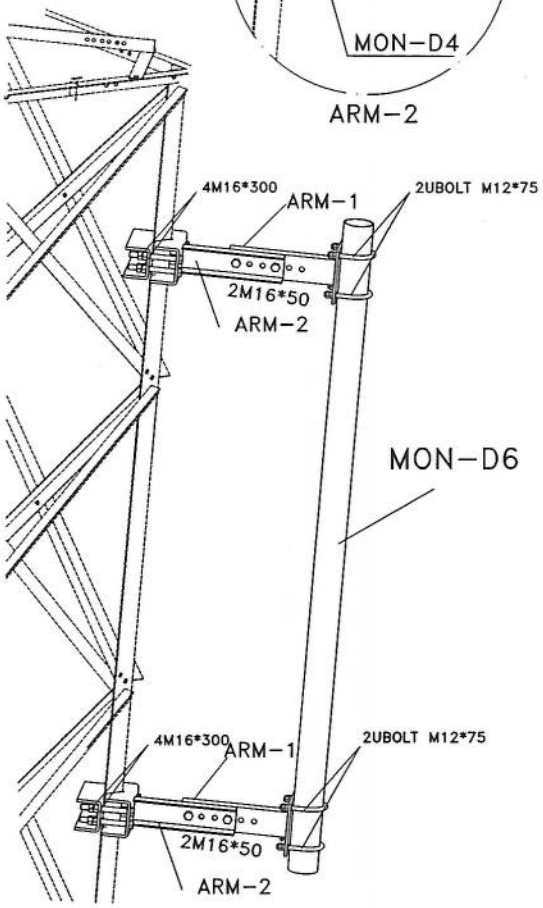

BILL OF MATERIAL GSM			
ASSEMBLY	POSITION	SIZE	QUANTITY
	MON-D3	PL8	2
ARM-1	MON-D1	UNP80	2
	MON-D2	PL8	
ARM-2	MON-D4	UNP80	2
	MON-D5	PL8	
	MON-D6	PIPE60*t:3	1
BOLT	M16*300	-	8
UBOLT	M12*130	-	4

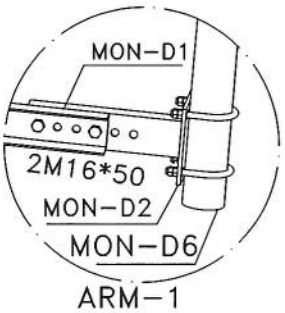

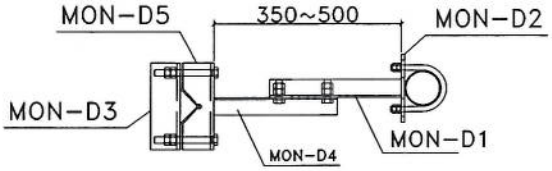

GENERAL VIEW

Rev.	Design	Drawn	Checked	Approved	Date	Description
02	--	S.Ghadiri	--	A.Salahshour	01/03/11	-
01	--	S.Ghadiri	--	A.Salahshour	01/02/24	-
00	--	S.Ghadiri	--	A.Salahshour	10/13/24	-

TOWERiST

Tower Type: TOWER NB

Client :

Project : AFGHAN TELECOM

Title : NB TOWER 30M MOUNTING

Project No.:

Scale: 1/11 | Ref. No. 00 | Sheet No. 12

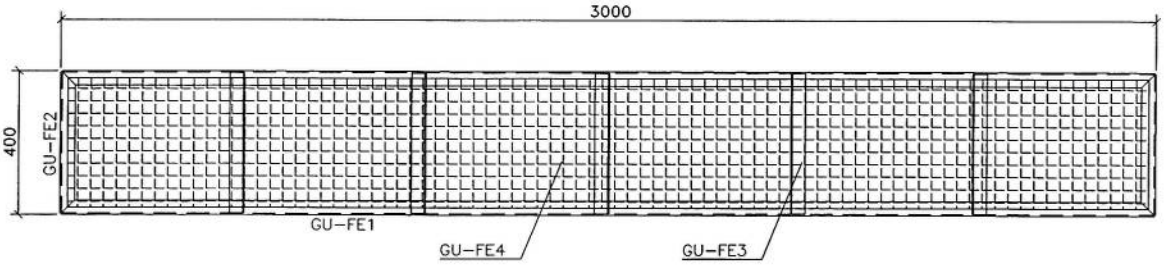

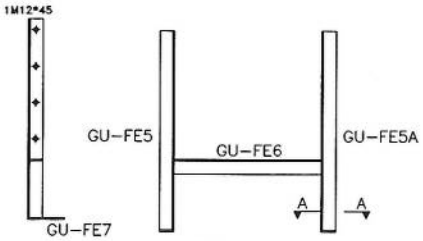

FOOTING

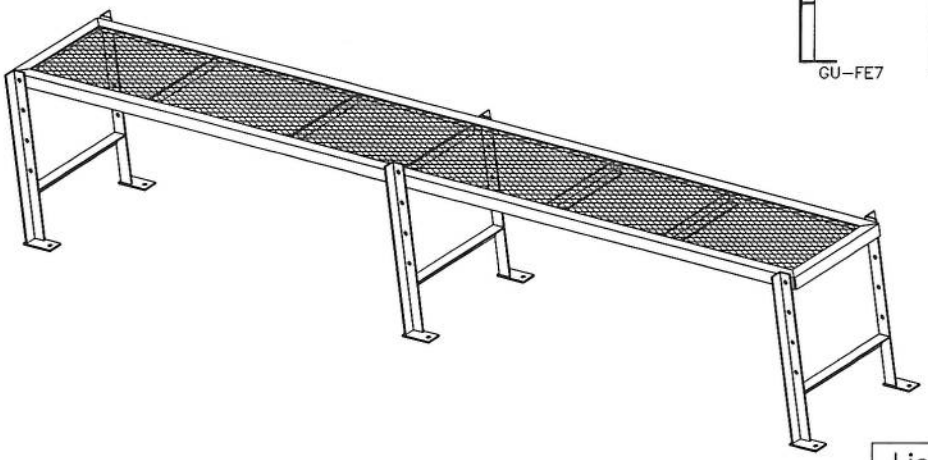

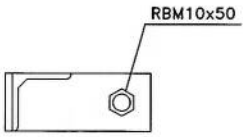

SECTION A-A

List Of Bolts - LADDER	
Specification	Qty
M12*45	6
RBM10x50	6

Rev.	Design	Drawn	Checked	Approved	Date	Description
02	--	S.Ghadiri	--	A.Salahshour	01/03/11	-
01	--	S.Ghadiri	--	A.Salahshour	01/02/24	-
00	--	S.Ghadiri	--	A.Salahshour	10/13/24	-

TOWERiST

Tower Type: TOWER NB

Client :

Project : **AFGHAN TELECOM**

Title : **NB TOWER 30M**
PLATFORM 3m

Project No.:

Scale: 1/11 | Ref. No. 00 | Sheet No. 12

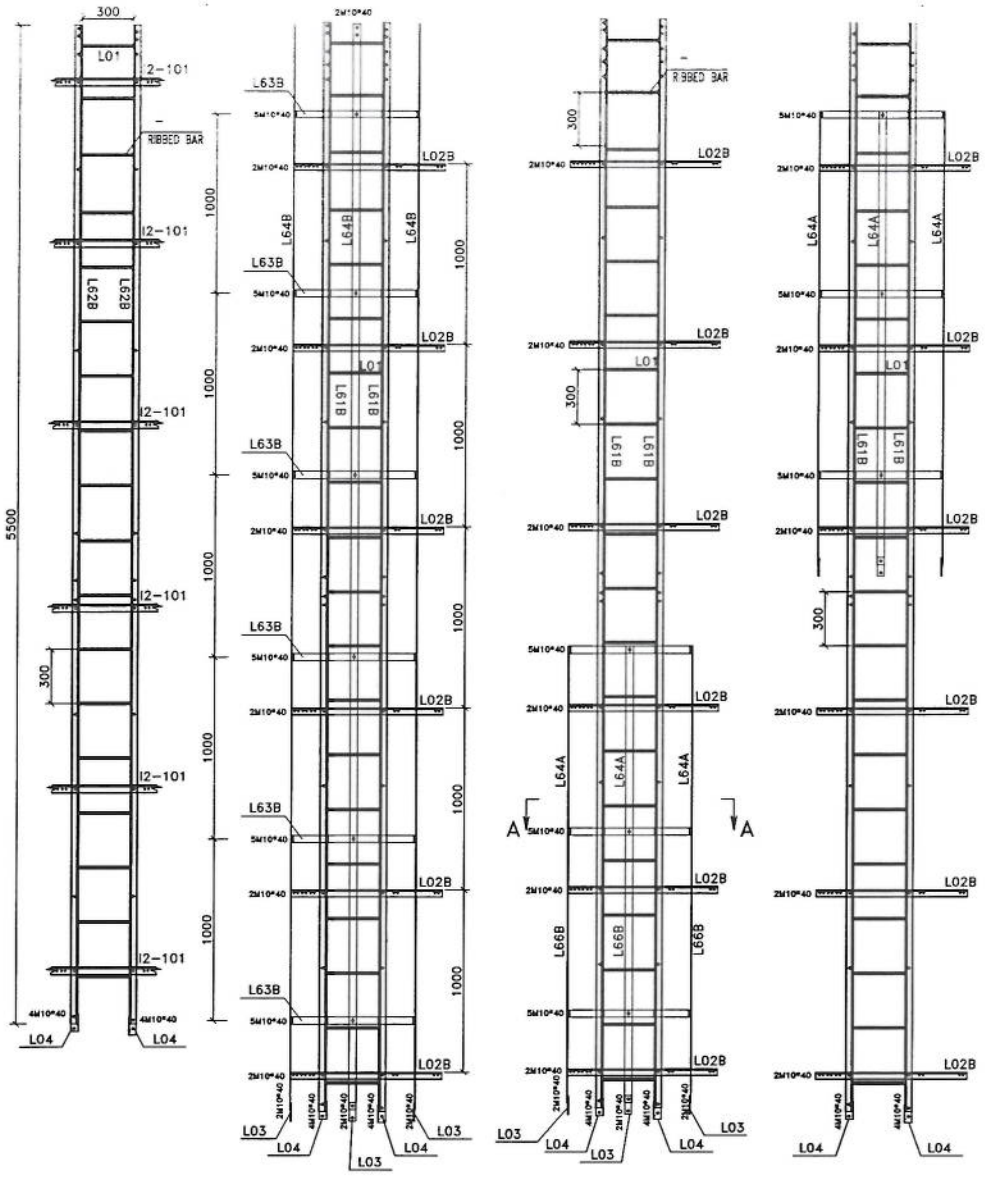

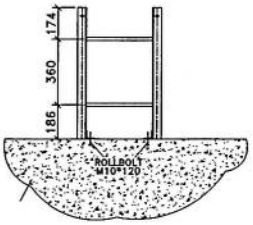

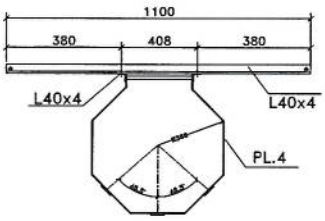

Safty Hoop And Rack Feeder

List Of Bolts – LADDER		
Specification	Qty	Material
J10*90	60	GR5.6
M10*40	134	GR8.8

Rev.	Design	Drawn	Checked	Approved	Date	Description
02	--		--			–
01	--		--			–
00	--	S.Ghadiri	--	A.Salahshour	10/13/24	–

TOWERiST

Client :

Project : AFGHAN TELECOM

Title : NB TOWER 30M LADDER

Tower Type: TOWER NB

Project No.:

Scale: 1/11

Ref. No. 00

Sheet No. 10

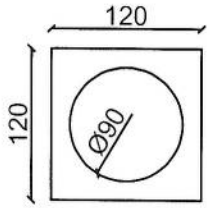

Plan of well-depth-3m

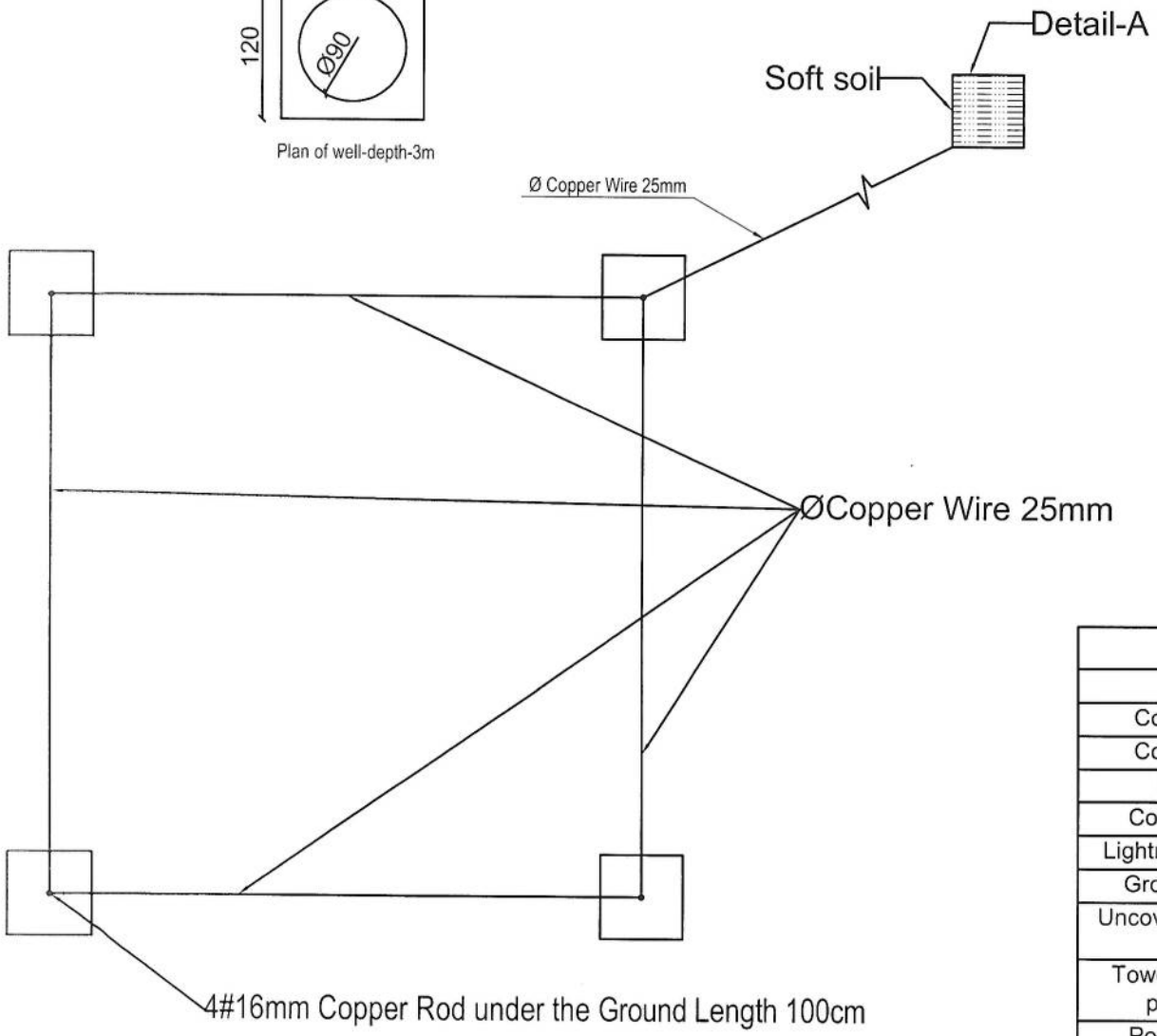

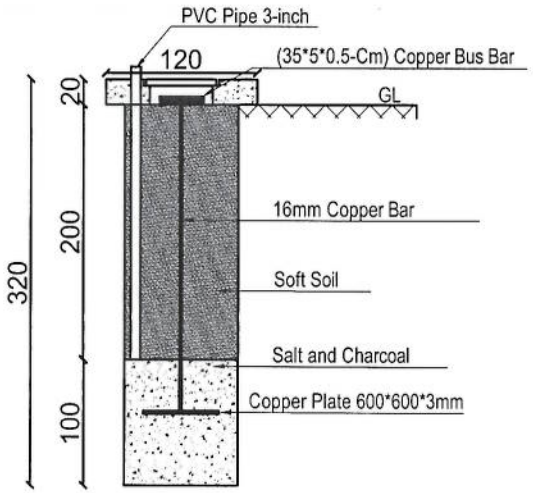

Detail-A
Well Section

Item List

Item	Quantity	Dimension
Copper Rod	4 Pcs	1m*Ø16mm
Copper Rod	1 Pcs	2m*Ø16mm
Busbar	5 Pcs	35cm*5cm*5mm
Copper Plate	1 Pcs	60cm*60cm*3mm
Lightning Arrestor	1 Pcs	1m
Ground Cable	45m	25mm
Uncovered Ground Cable	12m	25mm
Tower Light with photo cell	1 Pcs	48V DC
Power Cable	50m	2*2mm

23 Grouding system- well plan & section

23 REF. A101 SCALE: 1:75

REVISION RECORDS
ثبت تعدیلات

REVISION NO شماره تعدیل	DATE تاریخ	DESCRIPTION تشریحات

LEGEND: علایم:

PCC شته کنکریت

PROJECT TITLE / NO:
GSM SITES
عنوان پروژه:
سایت های جی اس ام

DRAWING TITLE:
30m Tower Grounding System
سیستم ارتینگ برای تاور سی متره

DRAWN BY: ترسیم:
CIVIL TEAM

CHECKED BY: کنترول:

APPROVED BY: منظوری:

SCALE: مقیاس:
1:75

ACTUAL DATE:
14 /05/ 2025
ISSUE DATE:

DRG.NO: 23

OWNER: مشتری پروژه:
AFGHAN TELECOM

سلام Salaam Telecomunication Company
KABUL
AFGHANISTAN

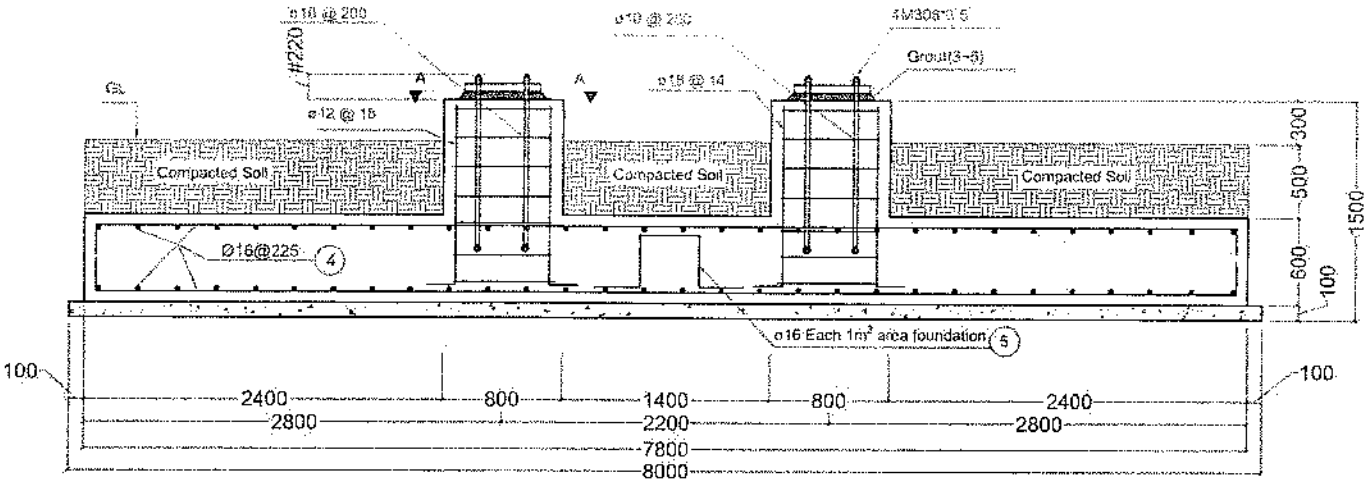

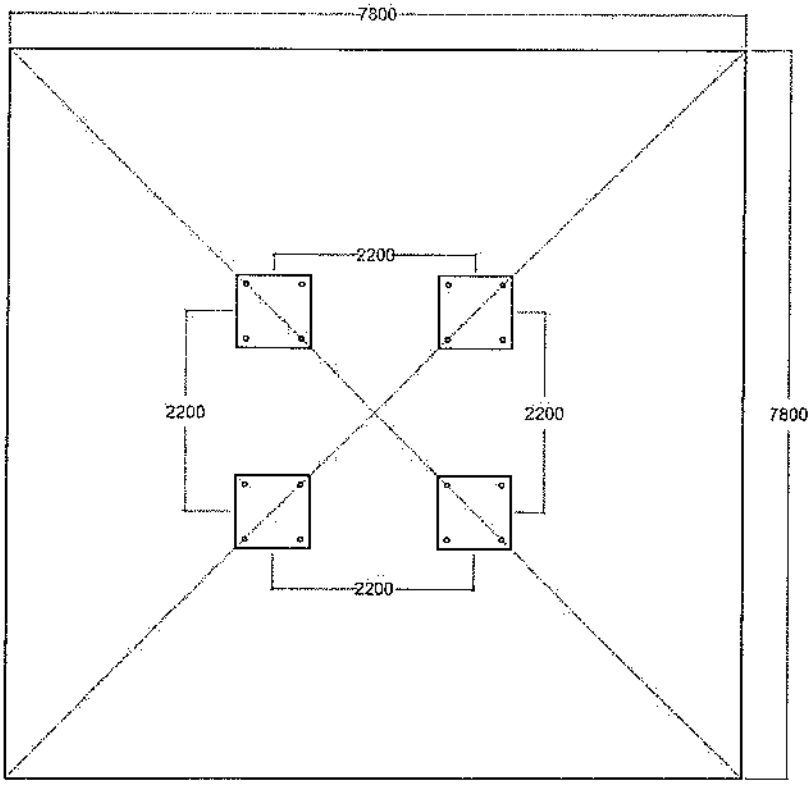

Notes:
1.All Diminutions are in mm.
2.F'c of concrete = 250 kg/cm².
3.Fy of longitudinal Bars = 4000 kg/cm².
4. Cover = 7.5 cm.
5.Soil Allowable Stress = 1.5~2 kg/Cm².
6.Concrete to be poured max in tow stages.
7.Concrete to confirm the specification.

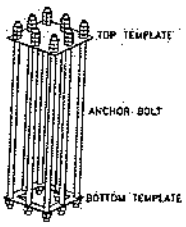

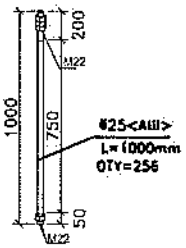

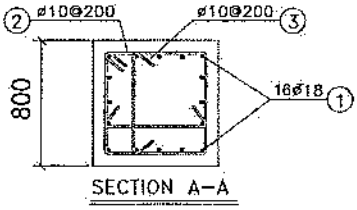

Bill of Material

Pos	Shape	Dia(mm)	Length(m)	Quantity	Total Length(m)	Total Weight
1	1250 250	18	1.50	64	96	192
2	650 100	10	2.8	28	79.00	49
3	100 650 100	10	0.85	56	48.00	30
4	250 7650 250	16	8.15	140	1203	1741
5	400 450 450 450 450	16	2.20	59	130	204
Concrete Volume :38.55 m³				Total Weight = 2216 kg		